

Stand Activity Summary for
Forrest Co Board of Education

Filters Applied: County:
Client Class:
District:
Client: Forrest Co Board of Educa
STR:
Activity:
Year: 2012 Through 2021

STR	Strata	Stand	Activity	Acre	Est. Cost	Est. Revenue
2012						
16 1N 12W	2	29	Invasive Species Control, Chemical, Broadcast, Hand, Cogan Grass	1	\$150.00	\$0.00
16 1N 12W	2	35	Invasive Species Control, Chemical, Broadcast, Hand, Cogan Grass	1	\$150.00	\$0.00
16 1S 13W	5	11	Harvest, Mechanical, Thin, Machine, Loblolly	20	\$200.00	\$6,197.00
16 1S 13W	5	23	Harvest, Mechanical, Thin, Machine, Loblolly	22	\$220.00	\$6,816.70
16 1S 13W	5	25	Harvest, Mechanical, Thin, Machine, Loblolly	53	\$530.00	\$16,422.05
16 1S 13W	5	32	Harvest, Mechanical, Thin, Machine, Loblolly	3	\$30.00	\$929.55
16 1S 13W	5	33	Harvest, Mechanical, Thin, Machine, Loblolly	2	\$20.00	\$619.70
16 1S 13W	5	34	Harvest, Mechanical, Thin, Machine, Loblolly	4	\$40.00	\$1,239.40
16 1S 13W	5	35	Harvest, Mechanical, Thin, Machine, Loblolly	10	\$100.00	\$3,098.50
16 1S 13W	9	20	Harvest, Mechanical, Thin, Machine, Loblolly	26	\$260.00	\$8,056.10
16 1S 13W	9	38	Harvest, Mechanical, Thin, Machine, Loblolly	4	\$40.00	\$1,239.40
16 2N 12W	2	32	Harvest, Mechanical, Thin, Machine, Loblolly	5	\$50.00	\$1,787.50
16 2N 12W	11	46	Harvest, Mechanical, Thin, Machine, Loblolly	12	\$120.00	\$4,128.00
16 2N 13W	6	33	Harvest, Mechanical, Final, Machine, Misc Pine	27	\$945.00	\$27,519.75
16 3N 12W	7	7	Invasive Species Control, Chemical, Broadcast, Hand, Cogan Grass	1	\$150.00	\$0.00
16 3N 12W	7	7	Forest Health, Other, Burn, Hand, Southern Pine Beetle	108	\$1,296.00	\$0.00
16 3N 12W	7	12	Forest Health, Other, Burn, Hand, Southern Pine Beetle	19	\$228.00	\$0.00
16 3N 12W	7	18	Forest Health, Other, Burn, Hand, Southern Pine Beetle	65	\$783.24	\$0.00

STR	Strata	Stand	Activity	Acre	Est. Cost	Est. Revenue
16 3N 12W	7	18	Invasive Species Control, Chemical, Broadcast, Hand, Cogan Grass	65	\$9,790.50	\$0.00
16 3N 12W	7	19	Forest Health, Other, Burn, Hand, Southern Pine Beetle	205	\$2,455.80	\$0.00
16 3N 12W	7	19	Invasive Species Control, Chemical, Broadcast, Hand, Cogan Grass	205	\$30,697.50	\$0.00
16 3N 12W	8	11	Forest Health, Other, Burn, Hand, Southern Pine Beetle	41	\$492.00	\$0.00
16 5N 13W	9	5	Forest Health, Other, Burn, Hand, Southern Pine Beetle	16	\$192.00	\$0.00
16 5N 13W	9	7	Forest Health, Other, Burn, Hand, Southern Pine Beetle	26	\$312.00	\$0.00
16 5N 13W	9	9	Forest Health, Other, Burn, Hand, Southern Pine Beetle	85	\$1,020.00	\$0.00
16 5N 13W	9	22	Forest Health, Other, Burn, Hand, Southern Pine Beetle	11	\$132.00	\$0.00
16 5N 13W	9	23	Forest Health, Other, Burn, Hand, Southern Pine Beetle	7	\$84.00	\$0.00
16 5N 14W	7	42	Harvest, Mechanical, Final, Machine, Misc Pine	52	\$523.40	\$93,060.52
16 5N 14W	9	22	Harvest, Mechanical, Final, Machine, Misc Pine	13	\$130.00	\$3,396.25
Yearly Totals				1.109	\$51,141.44	\$174,510.42

2013

16 1N 12W	2	16	Fire Protection, Other, Burn, Hand, Fuel Reduction	31	\$775.00	\$0.00
16 1N 12W	2	18	Fire Protection, Other, Burn, Hand, Fuel Reduction	33	\$825.00	\$0.00
16 1N 12W	2	19	Fire Protection, Other, Burn, Hand, Fuel Reduction	38	\$961.50	\$0.00
16 1N 12W	2	21	Fire Protection, Other, Burn, Hand, Fuel Reduction	6	\$154.75	\$0.00
16 1N 12W	2	29	Fire Protection, Other, Burn, Hand, Fuel Reduction	7	\$174.00	\$0.00
16 1N 12W	2	33	Fire Protection, Other, Burn, Hand, Fuel Reduction	1	\$18.75	\$0.00
16 1N 12W	2	34	Fire Protection, Other, Burn, Hand, Fuel Reduction	3	\$72.75	\$0.00
16 1N 12W	2	35	Fire Protection, Other, Burn, Hand, Fuel Reduction	3	\$80.75	\$0.00
16 1S 13W	4	14	Fire Protection, Other, Burn, Hand, Fuel Reduction	72	\$1,800.00	\$0.00
16 1S 13W	4	15	Fire Protection, Other, Burn, Hand, Fuel Reduction	16	\$394.50	\$0.00

STR	Strata	Stand	Activity	Acre	Est. Cost	Est. Revenue
16 1S 13W	4	16	Fire Protection, Other, Burn, Hand, Fuel Reduction	73	\$1,832.00	\$0.00
16 1S 13W	4	21	Fire Protection, Other, Burn, Hand, Fuel Reduction	28	\$700.00	\$0.00
16 1S 13W	7	3	Fire Protection, Other, Burn, Hand, Fuel Reduction	46	\$1,150.00	\$0.00
16 1S 13W	9	20	Fire Protection, Other, Burn, Hand, Fuel Reduction	26	\$650.00	\$0.00
16 1S 13W	9	38	Fire Protection, Other, Burn, Hand, Fuel Reduction	4	\$92.50	\$0.00
16 2N 13W	2	17	Fire Protection, Other, Burn, Hand, Fuel Reduction	25	\$620.00	\$0.00
16 2N 13W	2	30	Fire Protection, Other, Burn, Hand, Fuel Reduction	7	\$175.00	\$0.00
16 2N 13W	2	34	Fire Protection, Other, Burn, Hand, Fuel Reduction	25	\$625.00	\$0.00
16 2N 13W	3	7	Fire Protection, Other, Burn, Hand, Fuel Reduction	9	\$225.00	\$0.00
16 2N 13W	3	18	Fire Protection, Other, Burn, Hand, Fuel Reduction	9	\$228.75	\$0.00
16 2N 13W	3	25	Fire Protection, Other, Burn, Hand, Fuel Reduction	16	\$401.50	\$0.00
16 2N 13W	5	20	Fire Protection, Other, Burn, Hand, Fuel Reduction	13	\$325.00	\$0.00
16 2N 13W	5	23	Fire Protection, Other, Burn, Hand, Fuel Reduction	8	\$200.00	\$0.00
16 2N 13W	6	12	Fire Protection, Other, Burn, Hand, Fuel Reduction	4	\$100.00	\$0.00
16 2N 13W	6	19	Fire Protection, Other, Burn, Hand, Fuel Reduction	4	\$100.00	\$0.00
16 2N 13W	6	33	Site Preparation, Chemical, Broadcast, Machine, Woody	27	\$2,025.00	\$0.00
16 2N 13W	6	33	Regeneration, Artificial, Plant, Machine, Loblolly	27	\$2,295.00	\$0.00
16 2N 13W	6	33	Site Preparation, Other, Burn, Hand, Combination	27	\$675.00	\$0.00
16 2N 13W	7	5	Fire Protection, Other, Burn, Hand, Fuel Reduction	8	\$200.00	\$0.00
16 2N 13W	8	6	Fire Protection, Other, Burn, Hand, Fuel Reduction	150	\$3,750.00	\$0.00
16 2N 13W	8	16	Fire Protection, Other, Burn, Hand, Fuel Reduction	11	\$272.75	\$0.00
16 2N 13W	8	22	Fire Protection, Other, Burn, Hand, Fuel Reduction	150	\$3,747.50	\$0.00
16 3N 12W	7	7	Invasive Species Control, Chemical, Broadcast, Hand, Cogan Grass	1	\$150.00	\$0.00

STR	Strata	Stand	Activity	Acre	Est. Cost	Est. Revenue
16 3N 12W	7	12	Harvest, Mechanical, Final, Machine, Misc Pine	19	\$665.00	\$11,305.00
16 3N 12W	7	18	Harvest, Mechanical, Final, Machine, Misc Pine	65	\$2,275.00	\$27,218.75
16 3N 12W	7	18	Invasive Species Control, Chemical, Broadcast, Hand, Cogan Grass	2	\$140.00	\$0.00
16 3N 12W	7	19	Invasive Species Control, Chemical, Broadcast, Hand, Cogan Grass	2	\$140.00	\$0.00
16 3N 12W	8	11	Harvest, Mechanical, Final, Machine, Misc Pine	41	\$1,435.00	\$12,658.75
16 5N 13W	5	1	Fire Protection, Other, Burn, Hand, Fuel Reduction	13	\$318.50	\$0.00
16 5N 13W	5	19	Fire Protection, Other, Burn, Hand, Fuel Reduction	36	\$906.25	\$0.00
16 5N 13W	5	26	Fire Protection, Other, Burn, Hand, Fuel Reduction	32	\$803.00	\$0.00
16 5N 13W	5	27	Fire Protection, Other, Burn, Hand, Fuel Reduction	9	\$234.25	\$0.00
16 5N 13W	5	31	Fire Protection, Other, Burn, Hand, Fuel Reduction	13	\$325.00	\$0.00
16 5N 13W	5	32	Fire Protection, Other, Burn, Hand, Fuel Reduction	0	\$10.00	\$0.00
16 5N 13W	6	18	Fire Protection, Other, Burn, Hand, Fuel Reduction	18	\$441.25	\$0.00
16 5N 13W	6	29	Fire Protection, Other, Burn, Hand, Fuel Reduction	6	\$150.00	\$0.00
16 5N 14W	2	19	Harvest, Mechanical, 1st Thin, Machine, Loblolly	8	\$280.00	\$1,560.00
16 5N 14W	5	7	Harvest, Mechanical, 1st Thin, Machine, Loblolly	29	\$1,015.00	\$6,757.00
16 5N 14W	5	8	Harvest, Mechanical, 1st Thin, Machine, Loblolly	4	\$140.00	\$2,286.00
16 5N 14W	5	9	Harvest, Mechanical, 1st Thin, Machine, Loblolly	7	\$245.00	\$1,575.00
16 5N 14W	5	10	Harvest, Mechanical, 1st Thin, Machine, Loblolly	28	\$980.00	\$7,000.00
16 5N 14W	5	21	Harvest, Mechanical, 1st Thin, Machine, Loblolly	7	\$245.00	\$1,855.00
16 5N 14W	5	27	Harvest, Mechanical, 1st Thin, Machine, Loblolly	3	\$105.00	\$353.82
16 5N 14W	6	5	Fire Protection, Other, Burn, Hand, Fuel Reduction	6	\$150.00	\$0.00
16 5N 14W	6	17	Fire Protection, Other, Burn, Hand, Fuel Reduction	5	\$134.50	\$0.00
16 5N 14W	6	25	Fire Protection, Other, Burn, Hand, Fuel Reduction	6	\$155.75	\$0.00

STR	Strata	Stand	Activity	Acre	Est. Cost	Est. Revenue	
16 5N 14W	6	34	Fire Protection, Other, Burn, Hand, Fuel Reduction	50	\$1,246.00	\$0.00	
				Yearly Totals	1.318	\$38,336.50	\$72,569.32
2014							
16 1N 13W	1	40	Forest Health, Other, Burn, Hand, Southern Pine Beetle	45	\$1,125.00	\$0.00	
16 1N 13W	3	51	Forest Health, Other, Burn, Hand, Southern Pine Beetle	6	\$147.50	\$0.00	
16 1N 13W	3	53	Forest Health, Other, Burn, Hand, Southern Pine Beetle	36	\$900.00	\$0.00	
16 1N 13W	3	63	Forest Health, Other, Burn, Hand, Southern Pine Beetle	55	\$1,386.00	\$0.00	
16 1N 13W	4	20	Forest Health, Other, Burn, Hand, Southern Pine Beetle	155	\$3,875.00	\$0.00	
16 1N 13W	5	44	Forest Health, Other, Burn, Hand, Southern Pine Beetle	6	\$150.00	\$0.00	
16 1N 13W	5	44	Harvest, Mechanical, Thin, Machine, Loblolly	6	\$55.00	\$1,421.09	
16 1N 13W	5	46	Harvest, Mechanical, Thin, Machine, Loblolly	4	\$40.00	\$977.52	
16 1N 13W	5	46	Forest Health, Other, Burn, Hand, Southern Pine Beetle	4	\$100.00	\$0.00	
16 1N 13W	5	50	Forest Health, Other, Burn, Hand, Southern Pine Beetle	41	\$1,025.00	\$0.00	
16 1N 13W	5	50	Harvest, Mechanical, Thin, Machine, Loblolly	41	\$414.50	\$13,196.85	
16 1N 13W	5	52	Forest Health, Other, Burn, Hand, Southern Pine Beetle	10	\$250.75	\$0.00	
16 1N 13W	5	52	Harvest, Mechanical, Thin, Machine, Loblolly	10	\$100.00	\$3,183.80	
16 1N 13W	5	61	Harvest, Mechanical, Thin, Machine, Loblolly	77	\$774.70	\$24,664.90	
16 1N 13W	5	61	Forest Health, Other, Burn, Hand, Southern Pine Beetle	77	\$1,925.00	\$0.00	
16 1N 13W	5	62	Harvest, Mechanical, Thin, Machine, Loblolly	6	\$60.00	\$1,550.28	
16 1N 13W	5	62	Forest Health, Other, Burn, Hand, Southern Pine Beetle	32	\$802.75	\$0.00	
16 1N 13W	6	38	Forest Health, Other, Burn, Hand, Southern Pine Beetle	8	\$200.00	\$0.00	
16 1N 13W	7	22	Forest Health, Other, Burn, Hand, Southern Pine Beetle	56	\$1,400.00	\$0.00	
16 1N 13W	7	39	Forest Health, Other, Burn, Hand, Southern Pine Beetle	11	\$275.00	\$0.00	

STR	Strata	Stand	Activity	Acre	Est. Cost	Est. Revenue
16 1S 12W	5	4	Forest Health, Other, Burn, Hand, Southern Pine Beetle	16	\$400.00	\$0.00
16 1S 12W	5	41	Forest Health, Other, Burn, Hand, Southern Pine Beetle	1	\$36.75	\$0.00
16 1S 12W	7	28	Forest Health, Other, Burn, Hand, Southern Pine Beetle	72	\$1,800.00	\$0.00
16 1S 12W	7	51	Forest Health, Other, Burn, Hand, Southern Pine Beetle	8	\$200.00	\$0.00
16 1S 12W	7	54	Forest Health, Other, Burn, Hand, Southern Pine Beetle	9	\$225.00	\$0.00
16 1S 12W	10	35	Forest Health, Other, Burn, Hand, Southern Pine Beetle	2	\$50.00	\$0.00
16 1S 12W	10	36	Forest Health, Other, Burn, Hand, Southern Pine Beetle	2	\$50.00	\$0.00
16 1S 12W	10	37	Forest Health, Other, Burn, Hand, Southern Pine Beetle	6	\$150.00	\$0.00
16 1S 12W	10	38	Forest Health, Other, Burn, Hand, Southern Pine Beetle	1	\$25.00	\$0.00
16 1S 12W	10	39	Forest Health, Other, Burn, Hand, Southern Pine Beetle	8	\$200.00	\$0.00
16 1S 12W	10	43	Forest Health, Other, Burn, Hand, Southern Pine Beetle	1	\$25.00	\$0.00
16 1S 12W	10	49	Forest Health, Other, Burn, Hand, Southern Pine Beetle	5	\$125.00	\$0.00
16 1S 12W	10	50	Forest Health, Other, Burn, Hand, Southern Pine Beetle	12	\$300.00	\$0.00
16 1S 12W	10	56	Forest Health, Other, Burn, Hand, Southern Pine Beetle	3	\$75.00	\$0.00
16 1S 12W	10	58	Forest Health, Other, Burn, Hand, Southern Pine Beetle	29	\$725.00	\$0.00
16 1S 12W	10	59	Forest Health, Other, Burn, Hand, Southern Pine Beetle	9	\$225.00	\$0.00
16 1S 12W	10	61	Forest Health, Other, Burn, Hand, Southern Pine Beetle	17	\$425.00	\$0.00
16 2N 12W	5	14	Stand Improvement, Chemical, Release, Aerial, Woody Stems	10	\$1,000.00	\$0.00
16 2N 12W	5	19	Stand Improvement, Chemical, Release, Aerial, Woody Stems	36	\$3,600.00	\$0.00
16 2N 12W	5	43	Stand Improvement, Chemical, Release, Aerial, Woody Stems	6	\$600.00	\$0.00
16 2N 12W	5	44	Stand Improvement, Chemical, Release, Aerial, Woody Stems	1	\$100.00	\$0.00
16 2N 12W	11	46	Forest Health, Other, Burn, Hand, Southern Pine Beetle	12	\$291.00	\$0.00
16 3N 12W	7	12	Regeneration, Artificial, Plant, Hand, Longleaf	19	\$2,565.00	\$0.00

STR	Strata	Stand	Activity	Acre	Est. Cost	Est. Revenue
16 3N 12W	7	12	Site Preparation, Mechanical, Shear/Rake, Machine, Cut-Over	19	\$4,750.00	\$0.00
16 3N 12W	7	19	Harvest, Mechanical, Thin, Machine, Loblolly	205	\$7,175.00	\$73,543.75
16 5N 14W	6	5	Harvest, Mechanical, Thin, Machine, Loblolly	32	\$1,120.00	\$13,480.00
16 5N 14W	6	17	Harvest, Mechanical, Thin, Machine, Loblolly	5	\$175.00	\$1,195.00
16 5N 14W	6	25	Harvest, Mechanical, Thin, Machine, Loblolly	6	\$210.00	\$1,536.00
16 5N 14W	6	34	Harvest, Mechanical, Thin, Machine, Loblolly	50	\$1,750.00	\$15,280.00
16 5N 14W	7	42	Regeneration, Artificial, Plant, Hand, Loblolly	52	\$4,940.00	\$0.00
16 5N 14W	7	42	Site Preparation, Other, Burn, Hand, Debris	52	\$1,300.00	\$0.00
16 5N 14W	7	42	Site Preparation, Chemical, Broadcast, Aerial, Combination	52	\$5,200.00	\$0.00
16 5N 14W	9	22	Regeneration, Artificial, Plant, Hand, Loblolly	13	\$1,235.00	\$0.00
16 5N 14W	9	22	Site Preparation, Chemical, Broadcast, Aerial, Combination	13	\$1,300.00	\$0.00
16 5N 14W	9	22	Site Preparation, Other, Burn, Hand, Debris	13	\$325.00	\$0.00

Yearly Totals 1.484 \$57,678.95 \$150,029.19

2015

16 1N 12W	1	7	Harvest, Mechanical, Thin, Machine, Loblolly	2	\$70.00	\$540.00
16 1N 12W	1	10	Harvest, Mechanical, Thin, Machine, Loblolly	10	\$350.00	\$2,700.00
16 1N 12W	1	11	Harvest, Mechanical, Thin, Machine, Loblolly	7	\$245.00	\$1,890.00
16 1N 12W	1	12	Harvest, Mechanical, Thin, Machine, Loblolly	9	\$315.00	\$2,430.00
16 1N 12W	2	16	Harvest, Mechanical, Thin, Machine, Loblolly	31	\$1,070.30	\$9,326.90
16 1N 12W	2	18	Harvest, Mechanical, Thin, Machine, Loblolly	33	\$1,155.00	\$10,065.00
16 1N 12W	2	19	Harvest, Mechanical, Thin, Machine, Loblolly	38	\$1,330.00	\$3,040.00
16 1N 12W	2	21	Harvest, Mechanical, Thin, Machine, Loblolly	6	\$210.00	\$480.00
16 1N 12W	2	29	Harvest, Mechanical, Thin, Machine, Loblolly	7	\$245.00	\$560.00

STR	Strata	Stand	Activity	Acre	Est. Cost	Est. Revenue
16 1N 12W	2	33	Harvest, Mechanical, Thin, Machine, Loblolly	1	\$35.00	\$80.00
16 1N 12W	2	34	Harvest, Mechanical, Thin, Machine, Loblolly	3	\$101.85	\$887.55
16 1N 12W	2	35	Harvest, Mechanical, Thin, Machine, Loblolly	3	\$105.00	\$240.00
16 1N 12W	5	3	Harvest, Mechanical, Thin, Machine, Misc Pine	44	\$1,529.15	\$14,876.45
16 1N 12W	5	5	Harvest, Mechanical, Thin, Machine, Loblolly	12	\$420.00	\$5,712.00
16 1N 12W	5	14	Harvest, Mechanical, Thin, Machine, Loblolly	24	\$840.00	\$14,514.00
16 1N 12W	5	15	Harvest, Mechanical, Thin, Machine, Misc Pine	14	\$475.65	\$4,627.40
16 1N 12W	5	28	Harvest, Mechanical, Thin, Machine, Misc Pine	35	\$1,239.35	\$12,057.11
16 1N 12W	5	30	Harvest, Mechanical, Thin, Machine, Misc Pine	6	\$210.00	\$2,043.00
16 1N 12W	5	31	Harvest, Mechanical, Thin, Machine, Misc Pine	27	\$961.45	\$9,353.54
16 1N 12W	5	36	Harvest, Mechanical, Thin, Machine, Misc Pine	8	\$265.65	\$2,584.40
16 1N 12W	5	37	Harvest, Mechanical, Thin, Machine, Misc Pine	6	\$196.00	\$1,906.80
16 1N 12W	6	1	Stand Improvement, Chemical, Release, Aerial, Woody Stems	8	\$795.00	\$0.00
16 1N 12W	6	4	Stand Improvement, Chemical, Release, Aerial, Woody Stems	25	\$2,500.00	\$0.00
16 1N 12W	6	27	Stand Improvement, Chemical, Release, Aerial, Woody Stems	17	\$1,746.00	\$0.00
16 1N 13W	7	22	Harvest, Mechanical, Thin, Machine, Misc Pine	56	\$1,960.00	\$4,861.36
16 1S 12W	6	2	Forest Health, Other, Burn, Hand, Southern Pine Beetle	49	\$1,225.00	\$0.00
16 1S 12W	6	2	Harvest, Mechanical, Thin, Machine, Loblolly	49	\$1,715.00	\$9,790.20
16 1S 12W	6	23	Forest Health, Other, Burn, Hand, Southern Pine Beetle	61	\$1,525.00	\$0.00
16 1S 12W	6	23	Harvest, Mechanical, Thin, Machine, Loblolly	61	\$2,135.00	\$13,999.50
16 1S 12W	6	27	Forest Health, Other, Burn, Hand, Southern Pine Beetle	51	\$1,275.00	\$0.00
16 1S 12W	6	27	Harvest, Mechanical, Thin, Machine, Loblolly	51	\$1,785.00	\$6,322.98
16 1S 13W	4	14	Forest Health, Other, Burn, Hand, Southern Pine Beetle	72	\$1,800.00	\$0.00

STR	Strata	Stand	Activity	Acre	Est. Cost	Est. Revenue
16 1S 13W	4	15	Forest Health, Other, Burn, Hand, Southern Pine Beetle	16	\$400.00	\$0.00
16 1S 13W	4	16	Forest Health, Other, Burn, Hand, Southern Pine Beetle	73	\$1,825.00	\$0.00
16 1S 13W	4	21	Forest Health, Other, Burn, Hand, Southern Pine Beetle	28	\$700.00	\$0.00
16 1S 13W	5	11	Forest Health, Other, Burn, Hand, Southern Pine Beetle	20	\$500.00	\$0.00
16 1S 13W	5	23	Forest Health, Other, Burn, Hand, Southern Pine Beetle	22	\$550.00	\$0.00
16 1S 13W	5	25	Forest Health, Other, Burn, Hand, Southern Pine Beetle	53	\$1,325.00	\$0.00
16 1S 13W	5	32	Forest Health, Other, Burn, Hand, Southern Pine Beetle	3	\$75.00	\$0.00
16 1S 13W	5	33	Forest Health, Other, Burn, Hand, Southern Pine Beetle	2	\$50.00	\$0.00
16 1S 13W	5	34	Forest Health, Other, Burn, Hand, Southern Pine Beetle	4	\$100.00	\$0.00
16 1S 13W	5	35	Forest Health, Other, Burn, Hand, Southern Pine Beetle	10	\$250.00	\$0.00
16 1S 13W	6	28	Forest Health, Other, Burn, Hand, Southern Pine Beetle	31	\$775.00	\$0.00
16 1S 13W	7	3	Forest Health, Other, Burn, Hand, Southern Pine Beetle	46	\$1,150.00	\$0.00
16 1S 13W	8	19	Forest Health, Other, Burn, Hand, Southern Pine Beetle	22	\$550.00	\$0.00
16 1S 13W	8	29	Forest Health, Other, Burn, Hand, Southern Pine Beetle	18	\$439.25	\$0.00
16 1S 13W	9	20	Forest Health, Other, Burn, Hand, Southern Pine Beetle	26	\$659.75	\$0.00
16 1S 13W	9	26	Forest Health, Other, Burn, Hand, Southern Pine Beetle	12	\$300.00	\$0.00
16 1S 13W	9	38	Forest Health, Other, Burn, Hand, Southern Pine Beetle	4	\$100.00	\$0.00
16 2N 12W	3	7	Forest Health, Other, Burn, Hand, Southern Pine Beetle	145	\$3,625.00	\$0.00
16 2N 13W	6	12	Forest Health, Other, Burn, Hand, Southern Pine Beetle	4	\$100.00	\$0.00
16 2N 13W	6	19	Forest Health, Other, Burn, Hand, Southern Pine Beetle	4	\$100.00	\$0.00
16 2N 13W	7	5	Forest Health, Other, Burn, Hand, Southern Pine Beetle	8	\$200.00	\$0.00
16 3N 12W	7	7	Forest Health, Other, Burn, Hand, Southern Pine Beetle	108	\$2,700.00	\$0.00
16 3N 12W	7	18	Forest Health, Other, Burn, Hand, Southern Pine Beetle	65	\$1,631.75	\$0.00

STR	Strata	Stand	Activity	Acre	Est. Cost	Est. Revenue
16 3N 12W	7	19	Forest Health, Other, Burn, Hand, Southern Pine Beetle	205	\$5,116.25	\$0.00
16 3N 12W	8	11	Forest Health, Other, Burn, Hand, Southern Pine Beetle	41	\$1,025.00	\$0.00
16 5N 13W	5	1	Forest Health, Other, Burn, Hand, Southern Pine Beetle	13	\$325.00	\$0.00
16 5N 13W	5	19	Forest Health, Other, Burn, Hand, Southern Pine Beetle	36	\$900.00	\$0.00
16 5N 13W	5	26	Forest Health, Other, Burn, Hand, Southern Pine Beetle	32	\$800.00	\$0.00
16 5N 13W	5	27	Forest Health, Other, Burn, Hand, Southern Pine Beetle	9	\$225.00	\$0.00
16 5N 13W	5	31	Forest Health, Other, Burn, Hand, Southern Pine Beetle	7	\$175.00	\$0.00
16 5N 13W	5	32	Forest Health, Other, Burn, Hand, Southern Pine Beetle	1	\$25.00	\$0.00
16 5N 13W	6	18	Forest Health, Other, Burn, Hand, Southern Pine Beetle	18	\$450.00	\$0.00
16 5N 13W	6	29	Forest Health, Other, Burn, Hand, Southern Pine Beetle	6	\$150.00	\$0.00
16 5N 13W	9	5	Forest Health, Other, Burn, Hand, Southern Pine Beetle	16	\$400.00	\$0.00
16 5N 13W	9	7	Forest Health, Other, Burn, Hand, Southern Pine Beetle	26	\$650.00	\$0.00
16 5N 13W	9	9	Forest Health, Other, Burn, Hand, Southern Pine Beetle	85	\$2,125.00	\$0.00
16 5N 13W	9	22	Forest Health, Other, Burn, Hand, Southern Pine Beetle	11	\$275.00	\$0.00
16 5N 13W	9	23	Forest Health, Other, Burn, Hand, Southern Pine Beetle	7	\$175.00	\$0.00

Yearly Totals				2.062	\$60,752.40	\$134,888.17
----------------------	--	--	--	--------------	--------------------	---------------------

2016

16 1N 12W	1	7	Forest Health, Other, Burn, Hand, Southern Pine Beetle	2	\$50.00	\$0.00
16 1N 12W	1	10	Forest Health, Other, Burn, Hand, Southern Pine Beetle	10	\$250.00	\$0.00
16 1N 12W	1	11	Forest Health, Other, Burn, Hand, Southern Pine Beetle	7	\$175.00	\$0.00
16 1N 12W	1	12	Forest Health, Other, Burn, Hand, Southern Pine Beetle	9	\$225.00	\$0.00
16 1N 12W	2	16	Forest Health, Other, Burn, Hand, Southern Pine Beetle	31	\$775.00	\$0.00
16 1N 12W	2	18	Forest Health, Other, Burn, Hand, Southern Pine Beetle	33	\$825.00	\$0.00

STR	Strata	Stand	Activity	Acre	Est. Cost	Est. Revenue
16 1N 12W	2	19	Forest Health, Other, Burn, Hand, Southern Pine Beetle	38	\$950.00	\$0.00
16 1N 12W	2	21	Forest Health, Other, Burn, Hand, Southern Pine Beetle	6	\$150.00	\$0.00
16 1N 12W	2	29	Forest Health, Other, Burn, Hand, Southern Pine Beetle	7	\$175.00	\$0.00
16 1N 12W	2	33	Forest Health, Other, Burn, Hand, Southern Pine Beetle	1	\$25.00	\$0.00
16 1N 12W	2	34	Forest Health, Other, Burn, Hand, Southern Pine Beetle	3	\$75.00	\$0.00
16 1N 12W	2	35	Forest Health, Other, Burn, Hand, Southern Pine Beetle	3	\$75.00	\$0.00
16 1S 12W	3	31	Forest Health, Other, Burn, Hand, Southern Pine Beetle	40	\$1,000.00	\$0.00
16 2N 12W	2	32	Forest Health, Other, Burn, Hand, Southern Pine Beetle	5	\$125.00	\$0.00
16 2N 12W	3	7	Harvest, Mechanical, Thin, Machine, Longleaf	145	\$5,075.00	\$44,406.25
16 2N 13W	2	17	Forest Health, Other, Burn, Hand, Southern Pine Beetle	25	\$620.00	\$0.00
16 2N 13W	2	30	Forest Health, Other, Burn, Hand, Southern Pine Beetle	7	\$175.00	\$0.00
16 2N 13W	2	34	Forest Health, Other, Burn, Hand, Southern Pine Beetle	10	\$250.00	\$0.00
16 2N 13W	3	7	Forest Health, Other, Burn, Hand, Southern Pine Beetle	140	\$3,500.00	\$0.00
16 2N 13W	3	18	Forest Health, Other, Burn, Hand, Southern Pine Beetle	9	\$225.00	\$0.00
16 2N 13W	3	25	Forest Health, Other, Burn, Hand, Southern Pine Beetle	16	\$400.00	\$0.00
16 2N 13W	5	20	Forest Health, Other, Burn, Hand, Southern Pine Beetle	13	\$328.75	\$0.00
16 2N 13W	5	23	Forest Health, Other, Burn, Hand, Southern Pine Beetle	8	\$200.00	\$0.00
16 2N 13W	8	6	Forest Health, Other, Burn, Hand, Southern Pine Beetle	10	\$250.00	\$0.00
16 2N 13W	8	16	Forest Health, Other, Burn, Hand, Southern Pine Beetle	11	\$275.00	\$0.00
16 2N 13W	8	22	Forest Health, Other, Burn, Hand, Southern Pine Beetle	150	\$3,750.00	\$0.00
16 3N 12W	3	9	Stand Improvement, Chemical, Release, Aerial, Woody Stems	8	\$800.00	\$0.00
16 3N 12W	3	13	Stand Improvement, Chemical, Release, Aerial, Woody Stems	1	\$100.00	\$0.00
16 3N 12W	3	14	Stand Improvement, Chemical, Release, Aerial, Woody Stems	1	\$100.00	\$0.00

STR	Strata	Stand	Activity	Acre	Est. Cost	Est. Revenue
16 3N 12W	3	16	Stand Improvement, Chemical, Release, Aerial, Woody Stems	5	\$500.00	\$0.00
16 3N 12W	3	17	Stand Improvement, Chemical, Release, Aerial, Woody Stems	45	\$4,500.00	\$0.00
16 5N 14W	5	7	Forest Health, Other, Burn, Hand, Southern Pine Beetle	29	\$725.00	\$0.00
16 5N 14W	5	8	Forest Health, Other, Burn, Hand, Southern Pine Beetle	4	\$100.00	\$0.00
16 5N 14W	5	9	Forest Health, Other, Burn, Hand, Southern Pine Beetle	7	\$175.00	\$0.00
16 5N 14W	5	10	Forest Health, Other, Burn, Hand, Southern Pine Beetle	28	\$700.00	\$0.00
16 5N 14W	5	21	Forest Health, Other, Burn, Hand, Southern Pine Beetle	7	\$175.00	\$0.00
16 5N 14W	5	27	Forest Health, Other, Burn, Hand, Southern Pine Beetle	3	\$75.00	\$0.00
16 5N 14W	6	5	Forest Health, Other, Burn, Hand, Southern Pine Beetle	32	\$800.00	\$0.00
16 5N 14W	6	17	Forest Health, Other, Burn, Hand, Southern Pine Beetle	5	\$125.00	\$0.00
16 5N 14W	6	25	Forest Health, Other, Burn, Hand, Southern Pine Beetle	6	\$155.75	\$0.00
16 5N 14W	6	34	Forest Health, Other, Burn, Hand, Southern Pine Beetle	50	\$1,246.00	\$0.00

Yearly Totals

970

\$30,200.50

\$44,406.25

2017

16 1N 13W	1	40	Forest Health, Other, Burn, Hand, Southern Pine Beetle	45	\$1,125.00	\$0.00
16 1N 13W	3	51	Forest Health, Other, Burn, Hand, Southern Pine Beetle	6	\$147.50	\$0.00
16 1N 13W	3	53	Forest Health, Other, Burn, Hand, Southern Pine Beetle	36	\$900.00	\$0.00
16 1N 13W	3	63	Forest Health, Other, Burn, Hand, Southern Pine Beetle	55	\$1,386.00	\$0.00
16 1N 13W	4	20	Forest Health, Other, Burn, Hand, Southern Pine Beetle	155	\$3,875.00	\$0.00
16 1N 13W	5	44	Forest Health, Other, Burn, Hand, Southern Pine Beetle	6	\$150.00	\$0.00
16 1N 13W	5	46	Forest Health, Other, Burn, Hand, Southern Pine Beetle	4	\$100.00	\$0.00
16 1N 13W	5	50	Forest Health, Other, Burn, Hand, Southern Pine Beetle	41	\$1,025.00	\$0.00
16 1N 13W	5	52	Forest Health, Other, Burn, Hand, Southern Pine Beetle	10	\$250.75	\$0.00

STR	Strata	Stand	Activity	Acre	Est. Cost	Est. Revenue
16 1N 13W	5	61	Forest Health, Other, Burn, Hand, Southern Pine Beetle	77	\$1,925.00	\$0.00
16 1N 13W	5	62	Forest Health, Other, Burn, Hand, Southern Pine Beetle	32	\$802.75	\$0.00
16 1N 13W	6	38	Forest Health, Other, Burn, Hand, Southern Pine Beetle	8	\$200.00	\$0.00
16 1N 13W	7	22	Forest Health, Other, Burn, Hand, Southern Pine Beetle	56	\$1,400.00	\$0.00
16 1N 13W	7	39	Forest Health, Other, Burn, Hand, Southern Pine Beetle	11	\$275.00	\$0.00
16 1S 12W	5	4	Forest Health, Other, Burn, Hand, Southern Pine Beetle	16	\$400.00	\$0.00
16 1S 12W	5	41	Forest Health, Other, Burn, Hand, Southern Pine Beetle	1	\$25.00	\$0.00
16 1S 12W	7	28	Forest Health, Other, Burn, Hand, Southern Pine Beetle	72	\$1,800.00	\$0.00
16 1S 12W	7	51	Forest Health, Other, Burn, Hand, Southern Pine Beetle	8	\$200.00	\$0.00
16 1S 12W	7	54	Forest Health, Other, Burn, Hand, Southern Pine Beetle	9	\$225.00	\$0.00
16 1S 13W	3	4	Harvest, Mechanical, Thin, Machine, Loblolly	5	\$175.00	\$332.65
16 1S 13W	3	5	Harvest, Mechanical, Thin, Machine, Loblolly	8	\$280.00	\$532.24
16 1S 13W	6	28	Harvest, Mechanical, Thin, Machine, Longleaf	31	\$1,085.00	\$3,974.51
16 1S 13W	7	3	Harvest, Mechanical, Final, Machine, Loblolly	46	\$1,610.00	\$29,946.00
16 1S 13W	8	19	Harvest, Mechanical, Final, Machine, Loblolly	22	\$770.00	\$23,287.00
16 1S 13W	8	29	Harvest, Mechanical, Final, Machine, Loblolly	18	\$630.00	\$16,254.00
16 1S 13W	9	20	Harvest, Mechanical, Final, Machine, Loblolly	26	\$910.00	\$13,553.54
16 1S 13W	9	26	Harvest, Mechanical, Final, Machine, Loblolly	12	\$406.00	\$6,046.96
16 1S 13W	9	38	Harvest, Mechanical, Final, Machine, Loblolly	4	\$129.50	\$1,928.77
16 2N 12W	11	46	Forest Health, Other, Burn, Hand, Southern Pine Beetle	12	\$300.00	\$0.00
16 2N 13W	3	7	Harvest, Mechanical, Final, Machine, Loblolly	140	\$4,900.00	\$105,630.00
16 2N 13W	3	18	Harvest, Mechanical, Final, Machine, Loblolly	9	\$315.00	\$6,484.50
16 2N 13W	3	25	Harvest, Mechanical, Final, Machine, Loblolly	16	\$560.00	\$9,084.00

STR	Strata	Stand	Activity	Acre	Est. Cost	Est. Revenue
16 2N 13W	6	12	Harvest, Mechanical, Final, Machine, Loblolly	4	\$140.00	\$3,308.00
16 2N 13W	6	19	Harvest, Mechanical, Final, Machine, Loblolly	4	\$140.00	\$4,081.00
16 2N 13W	7	5	Forest Health, Other, Burn, Hand, Southern Pine Beetle	8	\$200.00	\$0.00
16 3N 12W	7	12	Stand Improvement, Chemical, Release, Aerial, Woody Stems	19	\$1,900.00	\$0.00
16 3N 13W	3	10	Harvest, Mechanical, Final, Machine, Misc Pine	96	\$3,360.00	\$56,544.00
16 3N 13W	3	10	Site Preparation, Mechanical, Shear/Rake, Machine, Cut-Over	96	\$24,000.00	\$0.00
16 3N 13W	3	40	Harvest, Mechanical, Final, Machine, Misc Pine	27	\$938.35	\$15,791.09
16 3N 13W	5	9	Harvest, Mechanical, Final, Machine, Loblolly	25	\$875.00	\$19,350.00
16 3N 13W	5	9	Site Preparation, Mechanical, Shear/Rake, Machine, Cut-Over	25	\$6,250.00	\$0.00
16 3N 13W	6	39	Harvest, Mechanical, Thin, Machine, Loblolly	6	\$195.65	\$1,167.64
16 3N 13W	7	4	Harvest, Mechanical, Final, Machine, Misc Pine	15	\$525.00	\$14,928.75
16 3N 13W	7	35	Harvest, Mechanical, Final, Machine, Misc Pine	12	\$411.60	\$11,704.14
16 3N 13W	8	17	Harvest, Mechanical, Final, Machine, Longleaf	2	\$70.00	\$1,647.00
16 3N 13W	8	17	Site Preparation, Other, Burn, Hand, Cut-Over	2	\$50.00	\$0.00
16 3N 13W	9	28	Site Preparation, Mechanical, Shear/Rake, Machine, Cut-Over	21	\$5,250.00	\$0.00
16 3N 13W	9	28	Harvest, Mechanical, Final, Machine, Loblolly	21	\$735.00	\$18,747.75
16 3N 13W	9	29	Harvest, Mechanical, Final, Machine, Loblolly	5	\$175.00	\$4,493.75
16 3N 13W	9	29	Site Preparation, Mechanical, Shear/Rake, Machine, Cut-Over	5	\$1,250.00	\$0.00
16 3N 13W	9	37	Regeneration, Artificial, Re-Plant, Hand, Loblolly	8	\$600.00	\$0.00
16 3N 13W	9	37	Site Preparation, Mechanical, Shear/Rake, Machine, Cut-Over	8	\$2,000.00	\$0.00
16 3N 13W	10	13	Site Preparation, Mechanical, Shear/Rake, Machine, Cut-Over	6	\$1,500.00	\$0.00
16 3N 13W	10	13	Harvest, Mechanical, Final, Machine, Misc Hardwood	6	\$210.00	\$2,839.50
16 3N 13W	10	14	Site Preparation, Mechanical, Shear/Rake, Machine, Cut-Over	9	\$2,305.00	\$0.00

STR	Strata	Stand	Activity	Acre	Est. Cost	Est. Revenue
16 3N 13W	10	14	Harvest, Mechanical, Final, Machine, Misc Pine	9	\$315.00	\$3,467.25
16 3N 13W	11	15	Harvest, Mechanical, Thin, Machine, Misc Pine	16	\$560.00	\$2,400.00
16 3N 13W	11	36	Harvest, Mechanical, Thin, Machine, Misc Pine	10	\$350.00	\$1,500.00
16 5N 13W	9	5	Harvest, Mechanical, Final, Machine, Loblolly	16	\$560.00	\$13,296.00
16 5N 13W	9	7	Harvest, Mechanical, Final, Machine, Loblolly	26	\$910.00	\$20,280.00
16 5N 13W	9	9	Harvest, Mechanical, Final, Machine, Misc Pine	85	\$2,975.00	\$50,617.50
16 5N 13W	9	22	Harvest, Mechanical, Final, Machine, Loblolly	11	\$385.00	\$7,656.00
16 5N 13W	9	23	Harvest, Mechanical, Final, Machine, Loblolly	7	\$245.00	\$4,872.00

Yearly Totals

1.606

\$87,663.10

\$475,745.55

2018

16 1N 13W	4	20	Harvest, Mechanical, Thin, Machine, Longleaf	155	\$5,425.00	\$27,706.25
16 1N 13W	6	38	Site Preparation, Chemical, Broadcast, Aerial, Combination	8	\$1,200.00	\$0.00
16 1N 13W	6	38	Harvest, Mechanical, Final, Machine, Loblolly	8	\$280.00	\$3,318.00
16 1N 13W	7	39	Harvest, Mechanical, Final, Machine, Loblolly	11	\$385.00	\$8,005.25
16 1N 13W	7	39	Site Preparation, Chemical, Broadcast, Aerial, Combination	11	\$1,650.00	\$0.00
16 1S 12W	5	4	Harvest, Mechanical, Thin, Machine, Loblolly	16	\$160.00	\$1,670.08
16 1S 12W	5	41	Harvest, Mechanical, Thin, Machine, Loblolly	1	\$35.00	\$104.38
16 1S 12W	6	2	Forest Health, Other, Burn, Hand, Southern Pine Beetle	49	\$1,225.00	\$0.00
16 1S 12W	6	23	Forest Health, Other, Burn, Hand, Southern Pine Beetle	61	\$1,525.00	\$0.00
16 1S 12W	6	27	Forest Health, Other, Burn, Hand, Southern Pine Beetle	51	\$1,275.00	\$0.00
16 1S 12W	7	28	Harvest, Mechanical, Final, Machine, Misc Pine	72	\$2,520.00	\$39,510.00
16 1S 12W	7	51	Harvest, Mechanical, Final, Machine, Misc Pine	8	\$280.00	\$4,536.00
16 1S 12W	7	54	Harvest, Mechanical, Final, Machine, Misc Pine	9	\$297.50	\$4,664.38

STR	Strata	Stand	Activity	Acre	Est. Cost	Est. Revenue
16 1S 12W	10	35	Harvest, Mechanical, Final, Machine, Longleaf	2	\$57.75	\$1,216.46
16 1S 12W	10	36	Harvest, Mechanical, Final, Machine, Longleaf	2	\$76.65	\$1,614.58
16 1S 12W	10	37	Harvest, Mechanical, Final, Machine, Longleaf	6	\$206.50	\$4,349.78
16 1S 12W	10	38	Harvest, Mechanical, Final, Machine, Longleaf	1	\$35.00	\$737.25
16 1S 12W	10	39	Harvest, Mechanical, Final, Machine, Longleaf	8	\$276.15	\$5,816.90
16 1S 12W	10	43	Harvest, Mechanical, Final, Machine, Longleaf	1	\$35.00	\$832.25
16 1S 12W	10	49	Harvest, Mechanical, Final, Machine, Longleaf	5	\$167.30	\$3,978.16
16 1S 12W	10	50	Harvest, Mechanical, Final, Machine, Longleaf	12	\$420.00	\$4,078.20
16 1S 12W	10	56	Harvest, Mechanical, Final, Machine, Longleaf	3	\$104.30	\$2,197.01
16 1S 12W	10	58	Harvest, Mechanical, Final, Machine, Longleaf	29	\$1,015.00	\$24,425.25
16 1S 12W	10	59	Harvest, Mechanical, Final, Machine, Longleaf	9	\$307.65	\$6,480.43
16 1S 12W	10	61	Harvest, Mechanical, Final, Machine, Longleaf	17	\$595.00	\$14,148.25
16 1S 13W	3	4	Forest Health, Other, Burn, Hand, Southern Pine Beetle	5	\$125.00	\$0.00
16 1S 13W	3	5	Forest Health, Other, Burn, Hand, Southern Pine Beetle	8	\$200.00	\$0.00
16 1S 13W	4	14	Forest Health, Other, Burn, Hand, Southern Pine Beetle	72	\$1,800.00	\$0.00
16 1S 13W	4	15	Forest Health, Other, Burn, Hand, Southern Pine Beetle	16	\$400.00	\$0.00
16 1S 13W	4	16	Forest Health, Other, Burn, Hand, Southern Pine Beetle	73	\$1,825.00	\$0.00
16 1S 13W	4	21	Forest Health, Other, Burn, Hand, Southern Pine Beetle	28	\$700.00	\$0.00
16 1S 13W	5	11	Forest Health, Other, Burn, Hand, Southern Pine Beetle	20	\$500.00	\$0.00
16 1S 13W	5	23	Forest Health, Other, Burn, Hand, Southern Pine Beetle	22	\$550.00	\$0.00
16 1S 13W	5	25	Forest Health, Other, Burn, Hand, Southern Pine Beetle	53	\$1,325.00	\$0.00
16 1S 13W	5	32	Forest Health, Other, Burn, Hand, Southern Pine Beetle	3	\$75.00	\$0.00
16 1S 13W	5	33	Forest Health, Other, Burn, Hand, Southern Pine Beetle	2	\$50.00	\$0.00

STR	Strata	Stand	Activity	Acre	Est. Cost	Est. Revenue
16 1S 13W	5	34	Forest Health, Other, Burn, Hand, Southern Pine Beetle	4	\$100.00	\$0.00
16 1S 13W	5	35	Forest Health, Other, Burn, Hand, Southern Pine Beetle	10	\$250.00	\$0.00
16 1S 13W	6	28	Forest Health, Other, Burn, Hand, Southern Pine Beetle	31	\$775.00	\$0.00
16 1S 13W	7	3	Regeneration, Artificial, Plant, Hand, Loblolly	46	\$4,140.00	\$0.00
16 1S 13W	7	3	Site Preparation, Mechanical, Shear/Rake, Machine, Cut-Over	46	\$11,500.00	\$0.00
16 1S 13W	8	19	Regeneration, Artificial, Plant, Hand, Loblolly	22	\$1,100.00	\$0.00
16 1S 13W	8	19	Site Preparation, Chemical, Broadcast, Aerial, Combination	22	\$1,540.00	\$0.00
16 1S 13W	8	19	Site Preparation, Other, Burn, Hand, Debris	22	\$550.00	\$0.00
16 1S 13W	8	29	Regeneration, Artificial, Plant, Hand, Loblolly	18	\$1,260.00	\$0.00
16 1S 13W	8	29	Site Preparation, Other, Burn, Hand, Debris	18	\$450.00	\$0.00
16 1S 13W	8	29	Site Preparation, Chemical, Broadcast, Aerial, Combination	18	\$1,260.00	\$0.00
16 1S 13W	9	20	Site Preparation, Mechanical, Shear/Rake, Machine, Cut-Over	26	\$6,597.50	\$0.00
16 1S 13W	9	20	Regeneration, Artificial, Plant, Hand, Longleaf	26	\$2,243.15	\$0.00
16 1S 13W	9	26	Site Preparation, Mechanical, Shear/Rake, Machine, Cut-Over	12	\$2,900.00	\$0.00
16 1S 13W	9	26	Regeneration, Artificial, Plant, Hand, Longleaf	12	\$1,020.00	\$0.00
16 1S 13W	9	38	Regeneration, Artificial, Plant, Hand, Longleaf	4	\$314.50	\$0.00
16 1S 13W	9	38	Site Preparation, Mechanical, Shear/Rake, Machine, Cut-Over	4	\$925.00	\$0.00
16 2N 13W	3	7	Regeneration, Artificial, Plant, Hand, Misc Hardwood	140	\$14,000.00	\$0.00
16 2N 13W	3	7	Site Preparation, Mechanical, Shear/Rake, Machine, Cut-Over	140	\$31,500.00	\$0.00
16 2N 13W	3	18	Site Preparation, Mechanical, Shear/Rake, Machine, Cut-Over	9	\$2,025.00	\$0.00
16 2N 13W	3	18	Regeneration, Artificial, Plant, Hand, Loblolly	9	\$900.00	\$0.00
16 2N 13W	3	25	Regeneration, Artificial, Plant, Hand, Loblolly	16	\$1,600.00	\$0.00
16 2N 13W	3	25	Site Preparation, Mechanical, Shear/Rake, Machine, Cut-Over	16	\$3,600.00	\$0.00

STR	Strata	Stand	Activity	Acre	Est. Cost	Est. Revenue
16 2N 13W	5	20	Harvest, Mechanical, Thin, Machine, Loblolly	13	\$455.00	\$5,460.00
16 2N 13W	5	23	Harvest, Mechanical, Thin, Machine, Loblolly	8	\$280.00	\$3,028.00
16 2N 13W	6	12	Regeneration, Artificial, Plant, Hand, Loblolly	4	\$260.00	\$0.00
16 2N 13W	6	12	Site Preparation, Mechanical, Shear/Rake, Machine, Cut-Over	4	\$600.00	\$0.00
16 2N 13W	6	19	Regeneration, Artificial, Plant, Hand, Loblolly	4	\$260.00	\$0.00
16 2N 13W	6	19	Site Preparation, Mechanical, Shear/Rake, Machine, Cut-Over	4	\$600.00	\$0.00
16 2N 13W	7	5	Harvest, Mechanical, Thin, Machine, Loblolly	8	\$280.00	\$2,688.00
16 2N 13W	9	29	Harvest, Mechanical, Thin, Machine, Loblolly	2	\$70.00	\$380.00
16 3N 12W	7	7	Forest Health, Other, Burn, Hand, Southern Pine Beetle	108	\$2,700.00	\$0.00
16 3N 12W	7	18	Forest Health, Other, Burn, Hand, Southern Pine Beetle	65	\$1,631.75	\$0.00
16 3N 12W	7	19	Forest Health, Other, Burn, Hand, Southern Pine Beetle	205	\$5,116.25	\$0.00
16 3N 12W	8	11	Forest Health, Other, Burn, Hand, Southern Pine Beetle	41	\$1,025.00	\$0.00
16 3N 13W	3	10	Regeneration, Artificial, Plant, Hand, Loblolly	96	\$8,640.00	\$0.00
16 3N 13W	3	40	Site Preparation, Mechanical, Shear/Rake, Machine, Cut-Over	27	\$6,750.00	\$0.00
16 3N 13W	3	40	Regeneration, Artificial, Plant, Hand, Longleaf	27	\$3,375.00	\$0.00
16 3N 13W	5	9	Regeneration, Artificial, Plant, Hand, Loblolly	25	\$2,500.00	\$0.00
16 3N 13W	7	4	Site Preparation, Mechanical, Shear/Rake, Machine, Cut-Over	15	\$3,750.00	\$0.00
16 3N 13W	7	4	Regeneration, Artificial, Plant, Hand, Loblolly	15	\$1,125.00	\$0.00
16 3N 13W	7	35	Regeneration, Artificial, Plant, Hand, Longleaf	12	\$1,500.00	\$0.00
16 3N 13W	7	35	Site Preparation, Mechanical, Shear/Rake, Machine, Cut-Over	12	\$3,000.00	\$0.00
16 3N 13W	8	17	Regeneration, Artificial, Plant, Hand, Longleaf	2	\$250.00	\$0.00
16 3N 13W	9	28	Regeneration, Artificial, Plant, Hand, Loblolly	21	\$2,100.00	\$0.00
16 3N 13W	9	29	Regeneration, Artificial, Plant, Hand, Loblolly	5	\$500.00	\$0.00

STR	Strata	Stand	Activity	Acre	Est. Cost	Est. Revenue
16 3N 13W	10	13	Regeneration, Artificial, Plant, Hand, Loblolly	6	\$570.00	\$0.00
16 3N 13W	10	14	Regeneration, Artificial, Plant, Hand, Loblolly	9	\$855.00	\$0.00
16 5N 13W	5	1	Harvest, Mechanical, Thin, Machine, Loblolly	13	\$455.00	\$2,600.00
16 5N 13W	5	19	Harvest, Mechanical, Thin, Machine, Loblolly	36	\$1,260.00	\$7,200.00
16 5N 13W	5	26	Harvest, Mechanical, Thin, Machine, Loblolly	32	\$1,120.00	\$6,400.00
16 5N 13W	5	27	Harvest, Mechanical, Thin, Machine, Loblolly	9	\$315.00	\$1,800.00
16 5N 13W	5	31	Harvest, Mechanical, Thin, Machine, Loblolly	7	\$245.00	\$1,400.00
16 5N 13W	5	32	Harvest, Mechanical, Thin, Machine, Loblolly	1	\$35.00	\$200.00
16 5N 13W	6	18	Harvest, Mechanical, Thin, Machine, Loblolly	18	\$630.00	\$3,600.00
16 5N 13W	6	29	Harvest, Mechanical, Thin, Machine, Loblolly	6	\$210.00	\$1,200.00
16 5N 13W	9	5	Site Preparation, Other, Burn, Hand, Cut-Over	16	\$398.00	\$0.00
16 5N 13W	9	5	Regeneration, Artificial, Plant, Hand, Loblolly	16	\$2,786.00	\$0.00
16 5N 13W	9	5	Site Preparation, Chemical, Broadcast, Aerial, Combination	16	\$2,388.00	\$0.00
16 5N 13W	9	7	Site Preparation, Other, Burn, Hand, Cut-Over	26	\$654.25	\$0.00
16 5N 13W	9	7	Regeneration, Artificial, Plant, Hand, Loblolly	26	\$4,579.75	\$0.00
16 5N 13W	9	7	Site Preparation, Chemical, Broadcast, Aerial, Combination	26	\$3,925.50	\$0.00
16 5N 13W	9	9	Regeneration, Artificial, Plant, Hand, Loblolly	85	\$14,875.00	\$0.00
16 5N 13W	9	9	Site Preparation, Other, Burn, Hand, Cut-Over	85	\$2,125.00	\$0.00
16 5N 13W	9	9	Site Preparation, Chemical, Broadcast, Aerial, Combination	85	\$12,750.00	\$0.00
16 5N 13W	9	22	Regeneration, Artificial, Plant, Hand, Loblolly	11	\$1,881.25	\$0.00
16 5N 13W	9	22	Site Preparation, Chemical, Broadcast, Aerial, Combination	11	\$1,612.50	\$0.00
16 5N 13W	9	22	Site Preparation, Other, Burn, Hand, Cut-Over	11	\$268.75	\$0.00
16 5N 13W	9	23	Site Preparation, Chemical, Broadcast, Aerial, Combination	7	\$1,035.00	\$0.00

STR	Strata	Stand	Activity	Acre	Est. Cost	Est. Revenue	
16 5N 13W	9	23	Regeneration, Artificial, Plant, Hand, Loblolly	7	\$1,207.50	\$0.00	
16 5N 13W	9	23	Site Preparation, Other, Burn, Hand, Cut-Over	7	\$172.50	\$0.00	
				Yearly Totals	2.821	\$220,775.95	\$195,344.84
2019							
16 1N 12W	1	7	Forest Health, Other, Burn, Hand, Southern Pine Beetle	2	\$59.25	\$0.00	
16 1N 12W	1	10	Forest Health, Other, Burn, Hand, Southern Pine Beetle	10	\$239.25	\$0.00	
16 1N 12W	1	11	Forest Health, Other, Burn, Hand, Southern Pine Beetle	7	\$186.25	\$0.00	
16 1N 12W	1	12	Forest Health, Other, Burn, Hand, Southern Pine Beetle	9	\$222.25	\$0.00	
16 1N 12W	2	16	Regeneration, Artificial, Re-Seed, Machine, Loblolly	31	\$558.00	\$0.00	
16 1N 12W	2	18	Forest Health, Other, Burn, Hand, Southern Pine Beetle	33	\$825.00	\$0.00	
16 1N 12W	2	19	Forest Health, Other, Burn, Hand, Southern Pine Beetle	38	\$950.00	\$0.00	
16 1N 12W	2	21	Forest Health, Other, Burn, Hand, Southern Pine Beetle	6	\$150.00	\$0.00	
16 1N 12W	2	29	Forest Health, Other, Burn, Hand, Southern Pine Beetle	7	\$175.00	\$0.00	
16 1N 12W	2	33	Forest Health, Other, Burn, Hand, Southern Pine Beetle	1	\$25.00	\$0.00	
16 1N 12W	2	34	Forest Health, Other, Burn, Hand, Southern Pine Beetle	3	\$75.00	\$0.00	
16 1N 12W	2	35	Forest Health, Other, Burn, Hand, Southern Pine Beetle	3	\$75.00	\$0.00	
16 1N 13W	6	38	Site Preparation, Other, Burn, Hand, Cut-Over	8	\$200.00	\$0.00	
16 1N 13W	6	38	Regeneration, Artificial, Plant, Hand, Loblolly	8	\$1,000.00	\$0.00	
16 1N 13W	7	39	Site Preparation, Other, Burn, Hand, Cut-Over	11	\$275.00	\$0.00	
16 1N 13W	7	39	Regeneration, Artificial, Plant, Hand, Loblolly	11	\$1,375.00	\$0.00	
16 1S 12W	3	31	Forest Health, Other, Burn, Hand, Southern Pine Beetle	40	\$1,000.00	\$0.00	
16 1S 12W	7	28	Site Preparation, Mechanical, Shear/Rake, Machine, Cut-Over	72	\$17,995.00	\$0.00	
16 1S 12W	7	28	Regeneration, Artificial, Plant, Hand, Loblolly	72	\$6,120.00	\$0.00	

STR	Strata	Stand	Activity	Acre	Est. Cost	Est. Revenue
16 1S 12W	7	51	Regeneration, Artificial, Plant, Hand, Loblolly	8	\$680.00	\$0.00
16 1S 12W	7	51	Site Preparation, Mechanical, Shear/Rake, Machine, Cut-Over	8	\$1,905.00	\$0.00
16 1S 12W	7	54	Regeneration, Artificial, Plant, Hand, Loblolly	9	\$765.00	\$0.00
16 1S 12W	7	54	Site Preparation, Mechanical, Shear/Rake, Machine, Cut-Over	9	\$2,125.00	\$0.00
16 1S 12W	10	35	Site Preparation, Mechanical, Shear/Rake, Machine, Cut-Over	2	\$412.50	\$0.00
16 1S 12W	10	35	Regeneration, Artificial, Plant, Hand, Longleaf	2	\$222.75	\$0.00
16 1S 12W	10	36	Site Preparation, Mechanical, Shear/Rake, Machine, Cut-Over	2	\$547.50	\$0.00
16 1S 12W	10	36	Regeneration, Artificial, Plant, Hand, Longleaf	2	\$295.65	\$0.00
16 1S 12W	10	37	Site Preparation, Mechanical, Shear/Rake, Machine, Cut-Over	6	\$1,475.00	\$0.00
16 1S 12W	10	37	Regeneration, Artificial, Plant, Hand, Longleaf	6	\$796.50	\$0.00
16 1S 12W	10	38	Regeneration, Artificial, Plant, Hand, Longleaf	1	\$180.90	\$0.00
16 1S 12W	10	38	Site Preparation, Mechanical, Shear/Rake, Machine, Cut-Over	1	\$335.00	\$0.00
16 1S 12W	10	39	Regeneration, Artificial, Plant, Hand, Longleaf	8	\$1,065.15	\$0.00
16 1S 12W	10	39	Site Preparation, Mechanical, Shear/Rake, Machine, Cut-Over	8	\$1,972.50	\$0.00
16 1S 12W	10	43	Site Preparation, Mechanical, Shear/Rake, Machine, Cut-Over	1	\$150.00	\$0.00
16 1S 12W	10	43	Regeneration, Artificial, Plant, Hand, Longleaf	1	\$150.00	\$0.00
16 1S 12W	10	49	Site Preparation, Mechanical, Shear/Rake, Machine, Cut-Over	5	\$1,195.00	\$0.00
16 1S 12W	10	49	Regeneration, Artificial, Plant, Hand, Longleaf	5	\$645.30	\$0.00
16 1S 12W	10	50	Regeneration, Artificial, Plant, Hand, Longleaf	12	\$1,620.00	\$0.00
16 1S 12W	10	50	Site Preparation, Mechanical, Shear/Rake, Machine, Cut-Over	12	\$3,000.00	\$0.00
16 1S 12W	10	56	Regeneration, Artificial, Plant, Hand, Longleaf	3	\$402.30	\$0.00
16 1S 12W	10	56	Site Preparation, Mechanical, Shear/Rake, Machine, Cut-Over	3	\$745.00	\$0.00
16 1S 12W	10	58	Regeneration, Artificial, Plant, Hand, Longleaf	30	\$4,050.00	\$0.00

STR	Strata	Stand	Activity	Acre	Est. Cost	Est. Revenue
16 1S 12W	10	58	Site Preparation, Mechanical, Shear/Rake, Machine, Cut-Over	29	\$7,250.00	\$0.00
16 1S 12W	10	59	Regeneration, Artificial, Plant, Hand, Longleaf	9	\$1,186.65	\$0.00
16 1S 12W	10	59	Site Preparation, Mechanical, Shear/Rake, Machine, Cut-Over	9	\$2,197.50	\$0.00
16 1S 12W	10	61	Site Preparation, Mechanical, Shear/Rake, Machine, Cut-Over	17	\$4,250.00	\$0.00
16 1S 12W	10	61	Regeneration, Artificial, Plant, Hand, Longleaf	17	\$2,975.00	\$0.00
16 2N 12W	2	32	Forest Health, Other, Burn, Hand, Southern Pine Beetle	5	\$125.00	\$0.00
16 2N 12W	3	7	Forest Health, Other, Burn, Hand, Southern Pine Beetle	145	\$3,625.00	\$0.00
16 2N 13W	2	17	Forest Health, Other, Burn, Hand, Southern Pine Beetle	25	\$625.00	\$0.00
16 2N 13W	2	30	Forest Health, Other, Burn, Hand, Southern Pine Beetle	7	\$175.00	\$0.00
16 2N 13W	2	34	Forest Health, Other, Burn, Hand, Southern Pine Beetle	10	\$250.00	\$0.00
16 2N 13W	8	6	Harvest, Mechanical, Thin, Machine, Loblolly	10	\$350.00	\$3,525.00
16 2N 13W	8	16	Harvest, Mechanical, Thin, Machine, Loblolly	11	\$385.00	\$2,157.43
16 2N 13W	8	22	Harvest, Mechanical, Thin, Machine, Loblolly	150	\$5,250.00	\$75,375.00
16 3N 13W	5	5	Site Preparation, Mechanical, Shear/Rake, Machine, Cut-Over	14	\$3,500.00	\$0.00
16 3N 13W	5	5	Harvest, Mechanical, Final, Machine, Loblolly	14	\$490.00	\$9,065.00
16 3N 13W	9	11	Harvest, Mechanical, Final, Machine, Misc Pine	2	\$59.15	\$1,508.75
16 3N 13W	9	11	Site Preparation, Mechanical, Shear/Rake, Machine, Cut-Over	2	\$422.50	\$0.00
16 3N 13W	9	24	Harvest, Mechanical, Final, Machine, Misc Pine	30	\$1,052.10	\$26,836.07
16 3N 13W	9	24	Site Preparation, Mechanical, Shear/Rake, Machine, Cut-Over	30	\$7,515.00	\$0.00
16 3N 13W	9	30	Site Preparation, Mechanical, Shear/Rake, Machine, Cut-Over	14	\$3,500.00	\$0.00
16 3N 13W	9	30	Harvest, Mechanical, Final, Machine, Misc Pine	14	\$490.00	\$12,498.50
16 3N 13W	9	31	Site Preparation, Mechanical, Shear/Rake, Machine, Cut-Over	2	\$582.50	\$0.00
16 3N 13W	9	31	Harvest, Mechanical, Final, Machine, Misc Pine	2	\$81.55	\$2,080.11

STR	Strata	Stand	Activity	Acre	Est. Cost	Est. Revenue
16 3N 13W	9	37	Harvest, Mechanical, Final, Machine, Misc Pine	8	\$268.80	\$6,856.32
16 3N 13W	9	37	Site Preparation, Mechanical, Shear/Rake, Machine, Cut-Over	8	\$1,920.00	\$0.00
16 5N 14W	5	7	Forest Health, Other, Burn, Hand, Southern Pine Beetle	29	\$726.75	\$0.00
16 5N 14W	5	8	Forest Health, Other, Burn, Hand, Southern Pine Beetle	4	\$95.25	\$0.00
16 5N 14W	5	9	Forest Health, Other, Burn, Hand, Southern Pine Beetle	7	\$175.00	\$0.00
16 5N 14W	5	10	Forest Health, Other, Burn, Hand, Southern Pine Beetle	28	\$701.25	\$0.00
16 5N 14W	5	21	Forest Health, Other, Burn, Hand, Southern Pine Beetle	7	\$179.00	\$0.00
16 5N 14W	5	27	Forest Health, Other, Burn, Hand, Southern Pine Beetle	3	\$76.25	\$0.00
16 5N 14W	6	5	Forest Health, Other, Burn, Hand, Southern Pine Beetle	32	\$789.25	\$0.00
16 5N 14W	6	17	Forest Health, Other, Burn, Hand, Southern Pine Beetle	5	\$134.50	\$0.00
16 5N 14W	6	25	Forest Health, Other, Burn, Hand, Southern Pine Beetle	6	\$155.75	\$0.00
16 5N 14W	6	34	Forest Health, Other, Burn, Hand, Southern Pine Beetle	50	\$1,246.00	\$0.00

Yearly Totals	1.269	\$109,045.80	\$139,902.17
----------------------	--------------	---------------------	---------------------

2020

16 1N 13W	1	40	Regeneration, Artificial, Re-Seed, Machine, Loblolly	45	\$810.00	\$0.00
16 1N 13W	3	51	Forest Health, Other, Burn, Hand, Southern Pine Beetle	6	\$147.50	\$0.00
16 1N 13W	3	53	Forest Health, Other, Burn, Hand, Southern Pine Beetle	36	\$905.75	\$0.00
16 1N 13W	3	63	Forest Health, Other, Burn, Hand, Southern Pine Beetle	55	\$1,386.00	\$0.00
16 1N 13W	4	20	Forest Health, Other, Burn, Hand, Southern Pine Beetle	155	\$3,875.00	\$0.00
16 1N 13W	5	44	Forest Health, Other, Burn, Hand, Southern Pine Beetle	6	\$150.00	\$0.00
16 1N 13W	5	46	Forest Health, Other, Burn, Hand, Southern Pine Beetle	4	\$100.00	\$0.00
16 1N 13W	5	50	Forest Health, Other, Burn, Hand, Southern Pine Beetle	41	\$1,025.00	\$0.00
16 1N 13W	5	52	Forest Health, Other, Burn, Hand, Southern Pine Beetle	10	\$250.00	\$0.00

STR	Strata	Stand	Activity	Acre	Est. Cost	Est. Revenue
16 1N 13W	5	61	Forest Health, Other, Burn, Hand, Southern Pine Beetle	77	\$1,925.00	\$0.00
16 1N 13W	5	62	Forest Health, Other, Burn, Hand, Southern Pine Beetle	32	\$802.75	\$0.00
16 1N 13W	7	22	Forest Health, Other, Burn, Hand, Southern Pine Beetle	56	\$1,400.00	\$0.00
16 1S 12W	5	4	Forest Health, Other, Burn, Hand, Southern Pine Beetle	16	\$400.00	\$0.00
16 1S 12W	5	41	Regeneration, Artificial, Re-Seed, Machine, Loblolly	1	\$18.00	\$0.00
16 1S 13W	4	14	Harvest, Mechanical, 1st Thin, Machine, Longleaf	72	\$2,520.00	\$19,800.00
16 1S 13W	4	15	Harvest, Mechanical, 1st Thin, Machine, Longleaf	16	\$560.00	\$4,400.00
16 1S 13W	4	16	Harvest, Mechanical, 1st Thin, Machine, Longleaf	73	\$2,555.00	\$20,075.00
16 1S 13W	4	21	Harvest, Mechanical, 1st Thin, Machine, Longleaf	28	\$980.00	\$7,700.00
16 1S 13W	5	11	Harvest, Mechanical, 2nd Thin, Machine, Loblolly	20	\$700.00	\$5,700.00
16 1S 13W	5	23	Harvest, Mechanical, 2nd Thin, Machine, Loblolly	22	\$770.00	\$6,270.00
16 1S 13W	5	25	Harvest, Mechanical, 2nd Thin, Machine, Loblolly	53	\$1,855.00	\$15,105.00
16 1S 13W	5	32	Harvest, Mechanical, 2nd Thin, Machine, Loblolly	3	\$105.00	\$180.00
16 1S 13W	5	33	Harvest, Mechanical, 2nd Thin, Machine, Loblolly	2	\$70.00	\$570.00
16 1S 13W	5	34	Harvest, Mechanical, 2nd Thin, Machine, Loblolly	4	\$140.00	\$1,140.00
16 1S 13W	5	35	Harvest, Mechanical, 2nd Thin, Machine, Loblolly	10	\$350.00	\$2,850.00
16 2N 12W	11	46	Forest Health, Other, Burn, Hand, Southern Pine Beetle	12	\$300.00	\$0.00
16 2N 13W	6	4	Harvest, Mechanical, Final, Machine, Misc Pine	47	\$1,645.00	\$22,461.30
16 2N 13W	7	5	Forest Health, Other, Burn, Hand, Southern Pine Beetle	8	\$200.00	\$0.00
16 3N 13W	3	12	Harvest, Mechanical, Thin, Machine, Loblolly	33	\$1,155.00	\$5,844.30
16 3N 13W	3	32	Harvest, Mechanical, Final, Machine, Misc Pine	17	\$595.00	\$2,526.20
16 3N 13W	3	33	Harvest, Mechanical, Thin, Machine, Loblolly	28	\$980.00	\$4,160.80
16 3N 13W	3	34	Harvest, Mechanical, Final, Machine, Misc Pine	7	\$245.00	\$4,123.00

STR	Strata	Stand	Activity	Acre	Est. Cost	Est. Revenue
16 3N 13W	3	34	Site Preparation, Mechanical, Shear/Rake, Machine, Cut-Over	7	\$1,750.00	\$0.00
16 3N 13W	5	5	Regeneration, Artificial, Plant, Hand, Loblolly	14	\$1,393.00	\$0.00
16 3N 13W	6	6	Harvest, Mechanical, Thin, Machine, Loblolly	16	\$560.00	\$3,342.08
16 3N 13W	9	11	Regeneration, Artificial, Plant, Hand, Loblolly	2	\$169.00	\$0.00
16 3N 13W	9	16	Harvest, Mechanical, Final, Machine, Misc Pine	3	\$105.00	\$1,928.25
16 3N 13W	9	16	Site Preparation, Mechanical, Shear/Rake, Machine, Cut-Over	3	\$750.00	\$0.00
16 3N 13W	9	23	Site Preparation, Mechanical, Shear/Rake, Machine, Cut-Over	9	\$2,250.00	\$0.00
16 3N 13W	9	23	Harvest, Mechanical, Final, Machine, Misc Pine	9	\$315.00	\$8,034.75
16 3N 13W	9	24	Regeneration, Artificial, Plant, Hand, Loblolly	30	\$3,006.00	\$0.00
16 3N 13W	9	30	Regeneration, Artificial, Plant, Hand, Loblolly	14	\$1,400.00	\$0.00
16 3N 13W	9	31	Regeneration, Artificial, Plant, Hand, Loblolly	2	\$233.00	\$0.00
16 3N 13W	9	37	Regeneration, Artificial, Plant, Hand, Loblolly	8	\$768.00	\$0.00
16 5N 13W	7	12	Harvest, Mechanical, 1st Thin, Machine, Loblolly	14	\$490.00	\$4,410.00
16 5N 13W	7	13	Harvest, Mechanical, 1st Thin, Machine, Loblolly	21	\$735.00	\$6,615.00
16 5N 13W	7	20	Harvest, Mechanical, 1st Thin, Machine, Loblolly	15	\$525.00	\$3,150.00
16 5N 13W	7	21	Harvest, Mechanical, 1st Thin, Machine, Loblolly	3	\$105.00	\$630.00

Yearly Totals 1.165 \$43,474.00 \$151,015.68

2021

16 1S 13W	3	4	Forest Health, Other, Burn, Hand, Southern Pine Beetle	5	\$125.00	\$0.00
16 1S 13W	3	5	Forest Health, Other, Burn, Hand, Southern Pine Beetle	8	\$200.00	\$0.00
16 1S 13W	4	14	Forest Health, Other, Burn, Hand, Southern Pine Beetle	72	\$1,800.00	\$0.00
16 1S 13W	4	15	Forest Health, Other, Burn, Hand, Southern Pine Beetle	16	\$400.00	\$0.00
16 1S 13W	4	16	Forest Health, Other, Burn, Hand, Southern Pine Beetle	73	\$1,825.00	\$0.00

STR	Strata	Stand	Activity	Acre	Est. Cost	Est. Revenue
16 1S 13W	4	21	Forest Health, Other, Burn, Hand, Southern Pine Beetle	28	\$700.00	\$0.00
16 1S 13W	5	11	Forest Health, Other, Burn, Hand, Southern Pine Beetle	20	\$500.00	\$0.00
16 1S 13W	5	23	Forest Health, Other, Burn, Hand, Southern Pine Beetle	22	\$544.00	\$0.00
16 1S 13W	5	25	Forest Health, Other, Burn, Hand, Southern Pine Beetle	53	\$1,325.00	\$0.00
16 1S 13W	5	32	Forest Health, Other, Burn, Hand, Southern Pine Beetle	3	\$73.00	\$0.00
16 1S 13W	5	33	Forest Health, Other, Burn, Hand, Southern Pine Beetle	2	\$54.75	\$0.00
16 1S 13W	5	34	Forest Health, Other, Burn, Hand, Southern Pine Beetle	4	\$87.75	\$0.00
16 1S 13W	5	35	Forest Health, Other, Burn, Hand, Southern Pine Beetle	10	\$245.50	\$0.00
16 1S 13W	6	28	Forest Health, Other, Burn, Hand, Southern Pine Beetle	31	\$775.00	\$0.00
16 2N 13W	2	17	Harvest, Mechanical, Final, Machine, Loblolly	25	\$875.00	\$29,131.25
16 2N 13W	2	30	Harvest, Mechanical, Final, Machine, Loblolly	7	\$245.00	\$8,400.00
16 2N 13W	2	34	Harvest, Mechanical, Thin, Machine, Loblolly	10	\$350.00	\$11,875.00
16 2N 13W	6	4	Regeneration, Artificial, Plant, Hand, Loblolly	47	\$3,995.00	\$0.00
16 2N 13W	6	4	Site Preparation, Mechanical, Shear/Rake, Machine, Cut-Over	47	\$11,750.00	\$0.00
16 3N 12W	7	7	Forest Health, Other, Burn, Hand, Southern Pine Beetle	108	\$2,700.00	\$0.00
16 3N 12W	7	18	Forest Health, Other, Burn, Hand, Southern Pine Beetle	65	\$1,631.75	\$0.00
16 3N 12W	7	19	Forest Health, Other, Burn, Hand, Southern Pine Beetle	205	\$5,116.25	\$0.00
16 3N 12W	8	11	Forest Health, Other, Burn, Hand, Southern Pine Beetle	41	\$1,025.00	\$0.00
16 3N 13W	3	10	Stand Improvement, Chemical, Release, Aerial, Woody Stems	96	\$9,611.00	\$0.00
16 3N 13W	3	34	Regeneration, Artificial, Plant, Hand, Longleaf	7	\$875.00	\$0.00
16 3N 13W	3	40	Stand Improvement, Chemical, Release, Aerial, Woody Stems	27	\$2,681.00	\$0.00
16 3N 13W	5	5	Stand Improvement, Chemical, Release, Aerial, Woody Stems	14	\$1,741.25	\$0.00
16 3N 13W	5	9	Stand Improvement, Chemical, Release, Aerial, Woody Stems	25	\$3,121.25	\$0.00

STR	Strata	Stand	Activity	Acre	Est. Cost	Est. Revenue	
16 3N 13W	7	4	Stand Improvement, Chemical, Release, Aerial, Woody Stems	15	\$1,500.00	\$0.00	
16 3N 13W	7	35	Stand Improvement, Chemical, Release, Aerial, Woody Stems	12	\$1,176.00	\$0.00	
16 3N 13W	8	17	Stand Improvement, Chemical, Release, Aerial, Woody Stems	2	\$250.00	\$0.00	
16 3N 13W	9	16	Regeneration, Artificial, Plant, Hand, Loblolly	3	\$300.00	\$0.00	
16 3N 13W	9	23	Regeneration, Artificial, Plant, Hand, Loblolly	9	\$900.00	\$0.00	
16 3N 13W	10	13	Stand Improvement, Chemical, Release, Aerial, Woody Stems	6	\$612.00	\$0.00	
16 3N 13W	10	14	Stand Improvement, Chemical, Release, Aerial, Woody Stems	9	\$922.00	\$0.00	
16 5N 13W	5	1	Forest Health, Other, Burn, Hand, Southern Pine Beetle	13	\$318.50	\$0.00	
16 5N 13W	5	19	Forest Health, Other, Burn, Hand, Southern Pine Beetle	36	\$906.25	\$0.00	
16 5N 13W	5	26	Forest Health, Other, Burn, Hand, Southern Pine Beetle	32	\$803.00	\$0.00	
16 5N 13W	5	27	Forest Health, Other, Burn, Hand, Southern Pine Beetle	9	\$234.25	\$0.00	
16 5N 13W	5	31	Forest Health, Other, Burn, Hand, Southern Pine Beetle	7	\$170.50	\$0.00	
16 5N 13W	5	32	Forest Health, Other, Burn, Hand, Southern Pine Beetle	0	\$10.00	\$0.00	
16 5N 13W	6	18	Forest Health, Other, Burn, Hand, Southern Pine Beetle	18	\$441.25	\$0.00	
16 5N 13W	6	29	Forest Health, Other, Burn, Hand, Southern Pine Beetle	6	\$161.75	\$0.00	
				Yearly Totals	1.248	\$63,078.00	\$49,406.25
				Grand Totals	15.052	\$762,146.64	\$1,587,817.83

Stand Activity Summary for Forrest Co Board of Education

Filters Applied: County:
 Client Class:
 District:
 Client: Forrest Co Board of Educa
 STR:
 Activity: Harvest
 Year: 2012 Through 2021

STR	Strata	Stand	Activity	Acre	Est. Cost	Est. Revenue
2012						
16 1S 13W	5	11	Harvest, Mechanical, Thin, Machine, Loblolly	20	\$200.00	\$6,197.00
16 1S 13W	5	23	Harvest, Mechanical, Thin, Machine, Loblolly	22	\$220.00	\$6,816.70
16 1S 13W	5	25	Harvest, Mechanical, Thin, Machine, Loblolly	53	\$530.00	\$16,422.05
16 1S 13W	5	32	Harvest, Mechanical, Thin, Machine, Loblolly	3	\$30.00	\$929.55
16 1S 13W	5	33	Harvest, Mechanical, Thin, Machine, Loblolly	2	\$20.00	\$619.70
16 1S 13W	5	34	Harvest, Mechanical, Thin, Machine, Loblolly	4	\$40.00	\$1,239.40
16 1S 13W	5	35	Harvest, Mechanical, Thin, Machine, Loblolly	10	\$100.00	\$3,098.50
16 1S 13W	9	20	Harvest, Mechanical, Thin, Machine, Loblolly	26	\$260.00	\$8,056.10
16 1S 13W	9	38	Harvest, Mechanical, Thin, Machine, Loblolly	4	\$40.00	\$1,239.40
16 2N 12W	2	32	Harvest, Mechanical, Thin, Machine, Loblolly	5	\$50.00	\$1,787.50
16 2N 12W	11	46	Harvest, Mechanical, Thin, Machine, Loblolly	12	\$120.00	\$4,128.00
16 2N 13W	6	33	Harvest, Mechanical, Final, Machine, Misc Pine	27	\$945.00	\$27,519.75
16 5N 14W	7	42	Harvest, Mechanical, Final, Machine, Misc Pine	52	\$523.40	\$93,060.52
16 5N 14W	9	22	Harvest, Mechanical, Final, Machine, Misc Pine	13	\$130.00	\$3,396.25
Yearly Totals				253	\$3,208.40	\$174,510.42
2013						
16 3N 12W	7	12	Harvest, Mechanical, Final, Machine, Misc Pine	19	\$665.00	\$11,305.00
16 3N 12W	7	18	Harvest, Mechanical, Final, Machine, Misc Pine	65	\$2,275.00	\$27,218.75

STR	Strata	Stand	Activity	Acre	Est. Cost	Est. Revenue
16 3N 12W	8	11	Harvest, Mechanical, Final, Machine, Misc Pine	41	\$1,435.00	\$12,658.75
16 5N 14W	2	19	Harvest, Mechanical, 1st Thin, Machine, Loblolly	8	\$280.00	\$1,560.00
16 5N 14W	5	7	Harvest, Mechanical, 1st Thin, Machine, Loblolly	29	\$1,015.00	\$6,757.00
16 5N 14W	5	8	Harvest, Mechanical, 1st Thin, Machine, Loblolly	4	\$140.00	\$2,286.00
16 5N 14W	5	9	Harvest, Mechanical, 1st Thin, Machine, Loblolly	7	\$245.00	\$1,575.00
16 5N 14W	5	10	Harvest, Mechanical, 1st Thin, Machine, Loblolly	28	\$980.00	\$7,000.00
16 5N 14W	5	21	Harvest, Mechanical, 1st Thin, Machine, Loblolly	7	\$245.00	\$1,855.00
16 5N 14W	5	27	Harvest, Mechanical, 1st Thin, Machine, Loblolly	3	\$105.00	\$353.82

Yearly Totals				211	\$7,385.00	\$72,569.32
---------------	--	--	--	-----	------------	-------------

2014

16 1N 13W	5	44	Harvest, Mechanical, Thin, Machine, Loblolly	6	\$55.00	\$1,421.09
16 1N 13W	5	46	Harvest, Mechanical, Thin, Machine, Loblolly	4	\$40.00	\$977.52
16 1N 13W	5	50	Harvest, Mechanical, Thin, Machine, Loblolly	41	\$414.50	\$13,196.85
16 1N 13W	5	52	Harvest, Mechanical, Thin, Machine, Loblolly	10	\$100.00	\$3,183.80
16 1N 13W	5	61	Harvest, Mechanical, Thin, Machine, Loblolly	77	\$774.70	\$24,664.90
16 1N 13W	5	62	Harvest, Mechanical, Thin, Machine, Loblolly	6	\$60.00	\$1,550.28
16 3N 12W	7	19	Harvest, Mechanical, Thin, Machine, Loblolly	205	\$7,175.00	\$73,543.75
16 5N 14W	6	5	Harvest, Mechanical, Thin, Machine, Loblolly	32	\$1,120.00	\$13,480.00
16 5N 14W	6	17	Harvest, Mechanical, Thin, Machine, Loblolly	5	\$175.00	\$1,195.00
16 5N 14W	6	25	Harvest, Mechanical, Thin, Machine, Loblolly	6	\$210.00	\$1,536.00
16 5N 14W	6	34	Harvest, Mechanical, Thin, Machine, Loblolly	50	\$1,750.00	\$15,280.00

Yearly Totals				442	\$11,874.20	\$150,029.19
---------------	--	--	--	-----	-------------	--------------

2015

STR	Strata	Stand	Activity	Acre	Est. Cost	Est. Revenue
16 1N 12W	1	7	Harvest, Mechanical, Thin, Machine, Loblolly	2	\$70.00	\$540.00
16 1N 12W	1	10	Harvest, Mechanical, Thin, Machine, Loblolly	10	\$350.00	\$2,700.00
16 1N 12W	1	11	Harvest, Mechanical, Thin, Machine, Loblolly	7	\$245.00	\$1,890.00
16 1N 12W	1	12	Harvest, Mechanical, Thin, Machine, Loblolly	9	\$315.00	\$2,430.00
16 1N 12W	2	16	Harvest, Mechanical, Thin, Machine, Loblolly	31	\$1,070.30	\$9,326.90
16 1N 12W	2	18	Harvest, Mechanical, Thin, Machine, Loblolly	33	\$1,155.00	\$10,065.00
16 1N 12W	2	19	Harvest, Mechanical, Thin, Machine, Loblolly	38	\$1,330.00	\$3,040.00
16 1N 12W	2	21	Harvest, Mechanical, Thin, Machine, Loblolly	6	\$210.00	\$480.00
16 1N 12W	2	29	Harvest, Mechanical, Thin, Machine, Loblolly	7	\$245.00	\$560.00
16 1N 12W	2	33	Harvest, Mechanical, Thin, Machine, Loblolly	1	\$35.00	\$80.00
16 1N 12W	2	34	Harvest, Mechanical, Thin, Machine, Loblolly	3	\$101.85	\$887.55
16 1N 12W	2	35	Harvest, Mechanical, Thin, Machine, Loblolly	3	\$105.00	\$240.00
16 1N 12W	5	3	Harvest, Mechanical, Thin, Machine, Misc Pine	44	\$1,529.15	\$14,876.45
16 1N 12W	5	5	Harvest, Mechanical, Thin, Machine, Loblolly	12	\$420.00	\$5,712.00
16 1N 12W	5	14	Harvest, Mechanical, Thin, Machine, Loblolly	24	\$840.00	\$14,514.00
16 1N 12W	5	15	Harvest, Mechanical, Thin, Machine, Misc Pine	14	\$475.65	\$4,627.40
16 1N 12W	5	28	Harvest, Mechanical, Thin, Machine, Misc Pine	35	\$1,239.35	\$12,057.11
16 1N 12W	5	30	Harvest, Mechanical, Thin, Machine, Misc Pine	6	\$210.00	\$2,043.00
16 1N 12W	5	31	Harvest, Mechanical, Thin, Machine, Misc Pine	27	\$961.45	\$9,353.54
16 1N 12W	5	36	Harvest, Mechanical, Thin, Machine, Misc Pine	8	\$265.65	\$2,584.40
16 1N 12W	5	37	Harvest, Mechanical, Thin, Machine, Misc Pine	6	\$196.00	\$1,906.80
16 1N 13W	7	22	Harvest, Mechanical, Thin, Machine, Misc Pine	56	\$1,960.00	\$4,861.36
16 1S 12W	6	2	Harvest, Mechanical, Thin, Machine, Loblolly	49	\$1,715.00	\$9,790.20

STR	Strata	Stand	Activity	Acre	Est. Cost	Est. Revenue	
16 1S 12W	6	23	Harvest, Mechanical, Thin, Machine, Loblolly	61	\$2,135.00	\$13,999.50	
16 1S 12W	6	27	Harvest, Mechanical, Thin, Machine, Loblolly	51	\$1,785.00	\$6,322.98	
				Yearly Totals	542	\$18,964.40	\$134,888.17
2016							
16 2N 12W	3	7	Harvest, Mechanical, Thin, Machine, Longleaf	145	\$5,075.00	\$44,406.25	
				Yearly Totals	145	\$5,075.00	\$44,406.25
2017							
16 1S 13W	3	4	Harvest, Mechanical, Thin, Machine, Loblolly	5	\$175.00	\$332.65	
16 1S 13W	3	5	Harvest, Mechanical, Thin, Machine, Loblolly	8	\$280.00	\$532.24	
16 1S 13W	6	28	Harvest, Mechanical, Thin, Machine, Longleaf	31	\$1,085.00	\$3,974.51	
16 1S 13W	7	3	Harvest, Mechanical, Final, Machine, Loblolly	46	\$1,610.00	\$29,946.00	
16 1S 13W	8	19	Harvest, Mechanical, Final, Machine, Loblolly	22	\$770.00	\$23,287.00	
16 1S 13W	8	29	Harvest, Mechanical, Final, Machine, Loblolly	18	\$630.00	\$16,254.00	
16 1S 13W	9	20	Harvest, Mechanical, Final, Machine, Loblolly	26	\$910.00	\$13,553.54	
16 1S 13W	9	26	Harvest, Mechanical, Final, Machine, Loblolly	12	\$406.00	\$6,046.96	
16 1S 13W	9	38	Harvest, Mechanical, Final, Machine, Loblolly	4	\$129.50	\$1,928.77	
16 2N 13W	3	7	Harvest, Mechanical, Final, Machine, Loblolly	140	\$4,900.00	\$105,630.00	
16 2N 13W	3	18	Harvest, Mechanical, Final, Machine, Loblolly	9	\$315.00	\$6,484.50	
16 2N 13W	3	25	Harvest, Mechanical, Final, Machine, Loblolly	16	\$560.00	\$9,084.00	
16 2N 13W	6	12	Harvest, Mechanical, Final, Machine, Loblolly	4	\$140.00	\$3,308.00	
16 2N 13W	6	19	Harvest, Mechanical, Final, Machine, Loblolly	4	\$140.00	\$4,081.00	
16 3N 13W	3	10	Harvest, Mechanical, Final, Machine, Misc Pine	96	\$3,360.00	\$56,544.00	
16 3N 13W	3	40	Harvest, Mechanical, Final, Machine, Misc Pine	27	\$938.35	\$15,791.09	

STR	Strata	Stand	Activity	Acre	Est. Cost	Est. Revenue
16 3N 13W	5	9	Harvest, Mechanical, Final, Machine, Loblolly	25	\$875.00	\$19,350.00
16 3N 13W	6	39	Harvest, Mechanical, Thin, Machine, Loblolly	6	\$195.65	\$1,167.64
16 3N 13W	7	4	Harvest, Mechanical, Final, Machine, Misc Pine	15	\$525.00	\$14,928.75
16 3N 13W	7	35	Harvest, Mechanical, Final, Machine, Misc Pine	12	\$411.60	\$11,704.14
16 3N 13W	8	17	Harvest, Mechanical, Final, Machine, Longleaf	2	\$70.00	\$1,647.00
16 3N 13W	9	28	Harvest, Mechanical, Final, Machine, Loblolly	21	\$735.00	\$18,747.75
16 3N 13W	9	29	Harvest, Mechanical, Final, Machine, Loblolly	5	\$175.00	\$4,493.75
16 3N 13W	10	13	Harvest, Mechanical, Final, Machine, Misc Hardwood	6	\$210.00	\$2,839.50
16 3N 13W	10	14	Harvest, Mechanical, Final, Machine, Misc Pine	9	\$315.00	\$3,467.25
16 3N 13W	11	15	Harvest, Mechanical, Thin, Machine, Misc Pine	16	\$560.00	\$2,400.00
16 3N 13W	11	36	Harvest, Mechanical, Thin, Machine, Misc Pine	10	\$350.00	\$1,500.00
16 5N 13W	9	5	Harvest, Mechanical, Final, Machine, Loblolly	16	\$560.00	\$13,296.00
16 5N 13W	9	7	Harvest, Mechanical, Final, Machine, Loblolly	26	\$910.00	\$20,280.00
16 5N 13W	9	9	Harvest, Mechanical, Final, Machine, Misc Pine	85	\$2,975.00	\$50,617.50
16 5N 13W	9	22	Harvest, Mechanical, Final, Machine, Loblolly	11	\$385.00	\$7,656.00
16 5N 13W	9	23	Harvest, Mechanical, Final, Machine, Loblolly	7	\$245.00	\$4,872.00

Yearly Totals 738 \$25,846.10 \$475,745.55

2018

16 1N 13W	4	20	Harvest, Mechanical, Thin, Machine, Longleaf	155	\$5,425.00	\$27,706.25
16 1N 13W	6	38	Harvest, Mechanical, Final, Machine, Loblolly	8	\$280.00	\$3,318.00
16 1N 13W	7	39	Harvest, Mechanical, Final, Machine, Loblolly	11	\$385.00	\$8,005.25
16 1S 12W	5	4	Harvest, Mechanical, Thin, Machine, Loblolly	16	\$160.00	\$1,670.08
16 1S 12W	5	41	Harvest, Mechanical, Thin, Machine, Loblolly	1	\$35.00	\$104.38

STR	Strata	Stand	Activity	Acre	Est. Cost	Est. Revenue
16 1S 12W	7	28	Harvest, Mechanical, Final, Machine, Misc Pine	72	\$2,520.00	\$39,510.00
16 1S 12W	7	51	Harvest, Mechanical, Final, Machine, Misc Pine	8	\$280.00	\$4,536.00
16 1S 12W	7	54	Harvest, Mechanical, Final, Machine, Misc Pine	9	\$297.50	\$4,664.38
16 1S 12W	10	35	Harvest, Mechanical, Final, Machine, Longleaf	2	\$57.75	\$1,216.46
16 1S 12W	10	36	Harvest, Mechanical, Final, Machine, Longleaf	2	\$76.65	\$1,614.58
16 1S 12W	10	37	Harvest, Mechanical, Final, Machine, Longleaf	6	\$206.50	\$4,349.78
16 1S 12W	10	38	Harvest, Mechanical, Final, Machine, Longleaf	1	\$35.00	\$737.25
16 1S 12W	10	39	Harvest, Mechanical, Final, Machine, Longleaf	8	\$276.15	\$5,816.90
16 1S 12W	10	43	Harvest, Mechanical, Final, Machine, Longleaf	1	\$35.00	\$832.25
16 1S 12W	10	49	Harvest, Mechanical, Final, Machine, Longleaf	5	\$167.30	\$3,978.16
16 1S 12W	10	50	Harvest, Mechanical, Final, Machine, Longleaf	12	\$420.00	\$4,078.20
16 1S 12W	10	56	Harvest, Mechanical, Final, Machine, Longleaf	3	\$104.30	\$2,197.01
16 1S 12W	10	58	Harvest, Mechanical, Final, Machine, Longleaf	29	\$1,015.00	\$24,425.25
16 1S 12W	10	59	Harvest, Mechanical, Final, Machine, Longleaf	9	\$307.65	\$6,480.43
16 1S 12W	10	61	Harvest, Mechanical, Final, Machine, Longleaf	17	\$595.00	\$14,148.25
16 2N 13W	5	20	Harvest, Mechanical, Thin, Machine, Loblolly	13	\$455.00	\$5,460.00
16 2N 13W	5	23	Harvest, Mechanical, Thin, Machine, Loblolly	8	\$280.00	\$3,028.00
16 2N 13W	7	5	Harvest, Mechanical, Thin, Machine, Loblolly	8	\$280.00	\$2,688.00
16 2N 13W	9	29	Harvest, Mechanical, Thin, Machine, Loblolly	2	\$70.00	\$380.00
16 5N 13W	5	1	Harvest, Mechanical, Thin, Machine, Loblolly	13	\$455.00	\$2,600.00
16 5N 13W	5	19	Harvest, Mechanical, Thin, Machine, Loblolly	36	\$1,260.00	\$7,200.00
16 5N 13W	5	26	Harvest, Mechanical, Thin, Machine, Loblolly	32	\$1,120.00	\$6,400.00
16 5N 13W	5	27	Harvest, Mechanical, Thin, Machine, Loblolly	9	\$315.00	\$1,800.00

STR	Strata	Stand	Activity	Acre	Est. Cost	Est. Revenue
16 5N 13W	5	31	Harvest, Mechanical, Thin, Machine, Loblolly	7	\$245.00	\$1,400.00
16 5N 13W	5	32	Harvest, Mechanical, Thin, Machine, Loblolly	1	\$35.00	\$200.00
16 5N 13W	6	18	Harvest, Mechanical, Thin, Machine, Loblolly	18	\$630.00	\$3,600.00
16 5N 13W	6	29	Harvest, Mechanical, Thin, Machine, Loblolly	6	\$210.00	\$1,200.00

Yearly Totals				527	\$18,033.80	\$195,344.84
----------------------	--	--	--	------------	--------------------	---------------------

2019

16 2N 13W	8	6	Harvest, Mechanical, Thin, Machine, Loblolly	10	\$350.00	\$3,525.00
16 2N 13W	8	16	Harvest, Mechanical, Thin, Machine, Loblolly	11	\$385.00	\$2,157.43
16 2N 13W	8	22	Harvest, Mechanical, Thin, Machine, Loblolly	150	\$5,250.00	\$75,375.00
16 3N 13W	5	5	Harvest, Mechanical, Final, Machine, Loblolly	14	\$490.00	\$9,065.00
16 3N 13W	9	11	Harvest, Mechanical, Final, Machine, Misc Pine	2	\$59.15	\$1,508.75
16 3N 13W	9	24	Harvest, Mechanical, Final, Machine, Misc Pine	30	\$1,052.10	\$26,836.07
16 3N 13W	9	30	Harvest, Mechanical, Final, Machine, Misc Pine	14	\$490.00	\$12,498.50
16 3N 13W	9	31	Harvest, Mechanical, Final, Machine, Misc Pine	2	\$81.55	\$2,080.11
16 3N 13W	9	37	Harvest, Mechanical, Final, Machine, Misc Pine	8	\$268.80	\$6,856.32

Yearly Totals				241	\$8,426.60	\$139,902.17
----------------------	--	--	--	------------	-------------------	---------------------

2020

16 1S 13W	4	14	Harvest, Mechanical, 1st Thin, Machine, Longleaf	72	\$2,520.00	\$19,800.00
16 1S 13W	4	15	Harvest, Mechanical, 1st Thin, Machine, Longleaf	16	\$560.00	\$4,400.00
16 1S 13W	4	16	Harvest, Mechanical, 1st Thin, Machine, Longleaf	73	\$2,555.00	\$20,075.00
16 1S 13W	4	21	Harvest, Mechanical, 1st Thin, Machine, Longleaf	28	\$980.00	\$7,700.00
16 1S 13W	5	11	Harvest, Mechanical, 2nd Thin, Machine, Loblolly	20	\$700.00	\$5,700.00
16 1S 13W	5	23	Harvest, Mechanical, 2nd Thin, Machine, Loblolly	22	\$770.00	\$6,270.00

STR	Strata	Stand	Activity	Acre	Est. Cost	Est. Revenue
16 1S 13W	5	25	Harvest, Mechanical, 2nd Thin, Machine, Loblolly	53	\$1,855.00	\$15,105.00
16 1S 13W	5	32	Harvest, Mechanical, 2nd Thin, Machine, Loblolly	3	\$105.00	\$180.00
16 1S 13W	5	33	Harvest, Mechanical, 2nd Thin, Machine, Loblolly	2	\$70.00	\$570.00
16 1S 13W	5	34	Harvest, Mechanical, 2nd Thin, Machine, Loblolly	4	\$140.00	\$1,140.00
16 1S 13W	5	35	Harvest, Mechanical, 2nd Thin, Machine, Loblolly	10	\$350.00	\$2,850.00
16 2N 13W	6	4	Harvest, Mechanical, Final, Machine, Misc Pine	47	\$1,645.00	\$22,461.30
16 3N 13W	3	12	Harvest, Mechanical, Thin, Machine, Loblolly	33	\$1,155.00	\$5,844.30
16 3N 13W	3	32	Harvest, Mechanical, Final, Machine, Misc Pine	17	\$595.00	\$2,526.20
16 3N 13W	3	33	Harvest, Mechanical, Thin, Machine, Loblolly	28	\$980.00	\$4,160.80
16 3N 13W	3	34	Harvest, Mechanical, Final, Machine, Misc Pine	7	\$245.00	\$4,123.00
16 3N 13W	6	6	Harvest, Mechanical, Thin, Machine, Loblolly	16	\$560.00	\$3,342.08
16 3N 13W	9	16	Harvest, Mechanical, Final, Machine, Misc Pine	3	\$105.00	\$1,928.25
16 3N 13W	9	23	Harvest, Mechanical, Final, Machine, Misc Pine	9	\$315.00	\$8,034.75
16 5N 13W	7	12	Harvest, Mechanical, 1st Thin, Machine, Loblolly	14	\$490.00	\$4,410.00
16 5N 13W	7	13	Harvest, Mechanical, 1st Thin, Machine, Loblolly	21	\$735.00	\$6,615.00
16 5N 13W	7	20	Harvest, Mechanical, 1st Thin, Machine, Loblolly	15	\$525.00	\$3,150.00
16 5N 13W	7	21	Harvest, Mechanical, 1st Thin, Machine, Loblolly	3	\$105.00	\$630.00

Yearly Totals

516

\$18,060.00

\$151,015.68

2021

16 2N 13W	2	17	Harvest, Mechanical, Final, Machine, Loblolly	25	\$875.00	\$29,131.25
16 2N 13W	2	30	Harvest, Mechanical, Final, Machine, Loblolly	7	\$245.00	\$8,400.00
16 2N 13W	2	34	Harvest, Mechanical, Thin, Machine, Loblolly	10	\$350.00	\$11,875.00

Yearly Totals

42

\$1,470.00

\$49,406.25

Grand Totals

3.658

\$118,343.50

\$1,587,817.83

Property Activities Report

Filters Applied: County:
 Client Class:
 District:
 Client: Forrest Co Board of Educa
 STR:
 Year: 2012 Through 2021

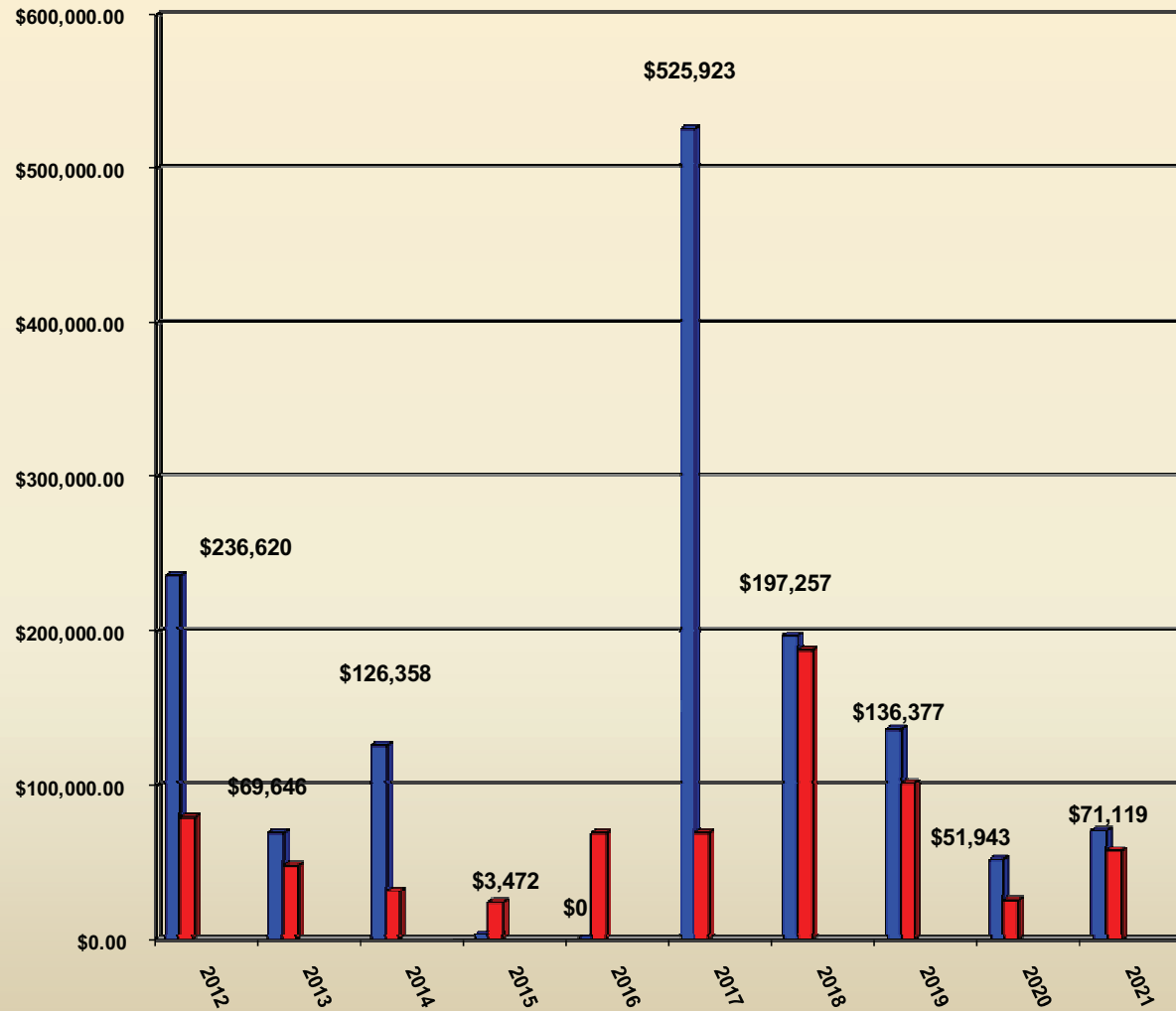
Client Name	Plan Year	STR	Act. Name	Method	Practice	Application	Est. Cost	Act. Object	Est. Miles
Forrest Co Board of Education									
2013									
16 2N 13W									
Property Activities									
				Maintain	Paint	Hand	\$1,084.63	Property Boundary	4.02
Totals							\$1,084.63		4.02
16 3N 13W									
Property Activities									
				Maintain	Paint	Hand	\$1,089.48	Property Boundary	4.038
Totals							\$1,089.48		4.038
Summary for 'PlanYear' = 2013									
Totals							\$2,174.11		8.058
2014									
16 5N 13W									
Property Activities									
				Maintain	Paint	Hand	\$1,083.82	Property Boundary	4.017
Totals							\$1,083.82		4.017
16 5N 14W									
Property Activities									
				Maintain	Paint	Hand	\$1,087.87	Property Boundary	4.032
Totals							\$1,087.87		4.032
Summary for 'PlanYear' = 2014									
Totals							\$2,171.68		8.049

Client Name	Plan Year	STR	Act. Name	Method	Practice	Application	Est. Cost	Act. Object	Est. Miles
	2015								
		16 1S 13W							
			Property Activities						
				Maintain	Paint	Hand	\$1,079.23	Property Boundary	4
						Totals	\$1,079.23		4
		16 3N 12W							
			Property Activities						
				Maintain	Paint	Hand	\$1,082.74	Property Boundary	4.013
						Totals	\$1,082.74		4.013
						Summary for 'PlanYear' = 2015			
						Totals	\$2,161.97		8.013
	2016								
		16 1N 13W							
			Property Activities						
				Maintain	Paint	Hand	\$1,083.55	Property Boundary	4.016
						Totals	\$1,083.55		4.016
						Summary for 'PlanYear' = 2016			
						Totals	\$1,083.55		4.016
	2017								
		16 1S 12W							
			Property Activities						
				Maintain	Paint	Hand	\$1,078.15	Property Boundary	3.996
						Totals	\$1,078.15		3.996
		16 2N 12W							
			Property Activities						
				Maintain	Paint	Hand	\$1,085.98	Property Boundary	4.025
						Totals	\$1,085.98		4.025

Client Name	Plan Year	STR	Act. Name	Method	Practice	Application	Est. Cost	Act. Object	Est. Miles
							Summary for 'PlanYear' = 2017		
							Totals	\$2,164.13	8.021
2018									
16 2N 13W									
Property Activities									
				Maintain	Paint	Hand	\$1,084.63	Property Boundary	4.02
							Totals	\$1,084.63	4.02
							Summary for 'PlanYear' = 2018		
							Totals	\$1,084.63	4.02
2019									
16 1N 12W									
Property Activities									
				Maintain	Paint	Hand	\$1,081.76	Property Boundary	4.049
							Totals	\$1,081.76	4.049
16 5N 13W									
Property Activities									
				Maintain	Paint	Hand	\$1,083.82	Property Boundary	4.017
							Totals	\$1,083.82	4.017
16 5N 14W									
Property Activities									
				Establish	Survey	Hand	\$851.56	Property Boundary	4.032
							Totals	\$851.56	4.032
							Summary for 'PlanYear' = 2019		
							Totals	\$3,017.14	12.098
2020									
16 3N 12W									
Property Activities									
				Maintain	Paint	Hand	\$1,082.74	Property Boundary	4.013

Client Name	Plan Year	STR	Act. Name	Method	Practice	Application	Est. Cost	Act. Object	Est. Miles
						Totals	\$1,082.74		4.013
						Summary for 'PlanYear' = 2020			
						Totals	\$1,082.74		4.013
	2021								
		16 1S 13W							
			Property Activities						
				Maintain	Paint	Hand	\$1,079.23	Property Boundary	4
						Totals	\$1,079.23		4
						Summary for 'PlanYear' = 2021			
						Totals	\$1,079.23		4
						Summary for Forrest Co Board of Education			
						Totals	\$16,019.19		60.288
Grand Totals							\$16,019.19		60.288

FORREST COUNTY REVENUE – EXPENSES 2012-2021



■ REVENUE
■ EXPENSE

These are estimated Revenue and Expenses

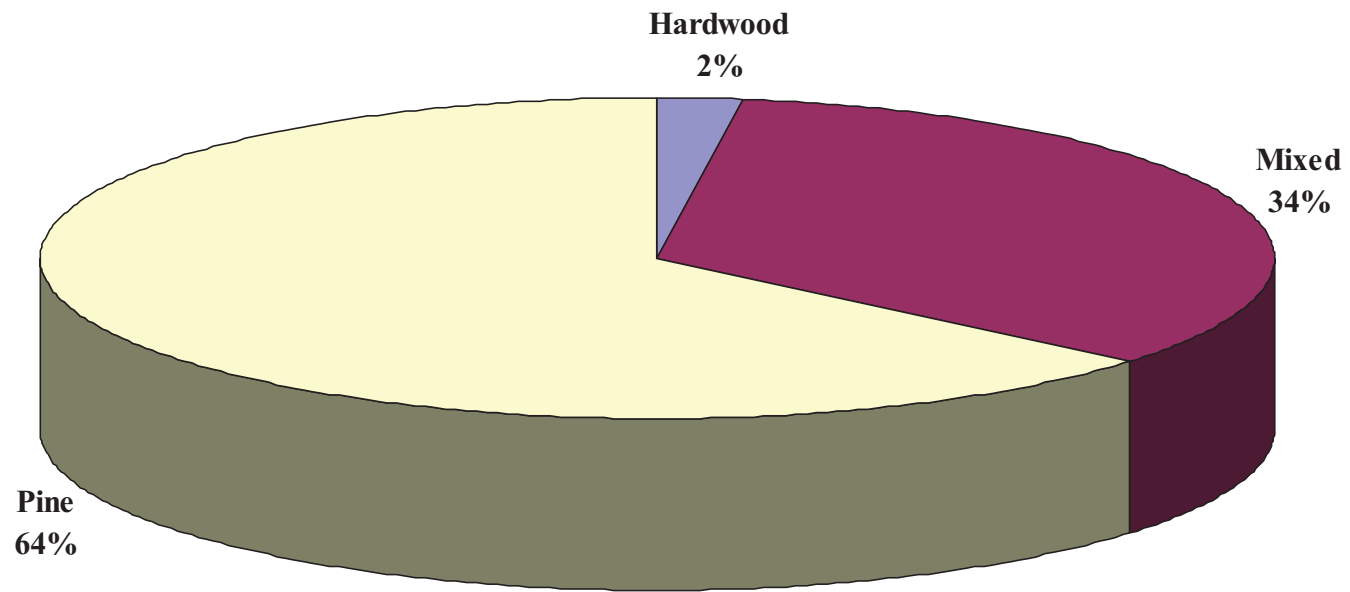
Filters Applied:

County:
Client Class:

District:
Client: Forrest Co Board of Educa

STR:

Broad Cover Type Distribution



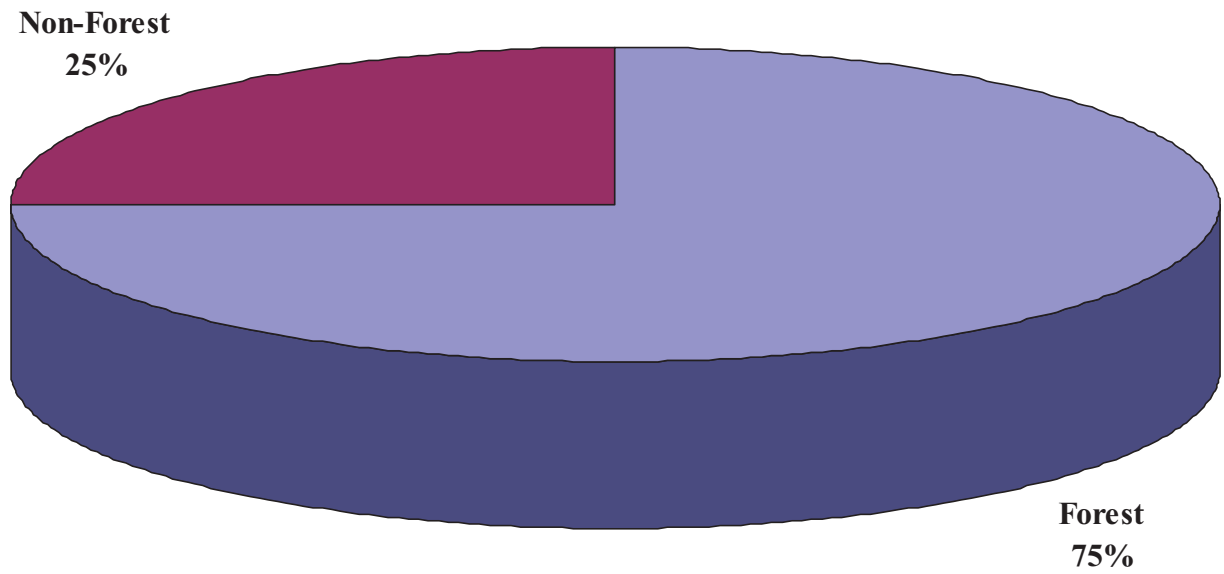
Filters Applied:

County:
Client Class:

District:
Client: Forrest Co Board of Educa

STR:

Land Use Distribution



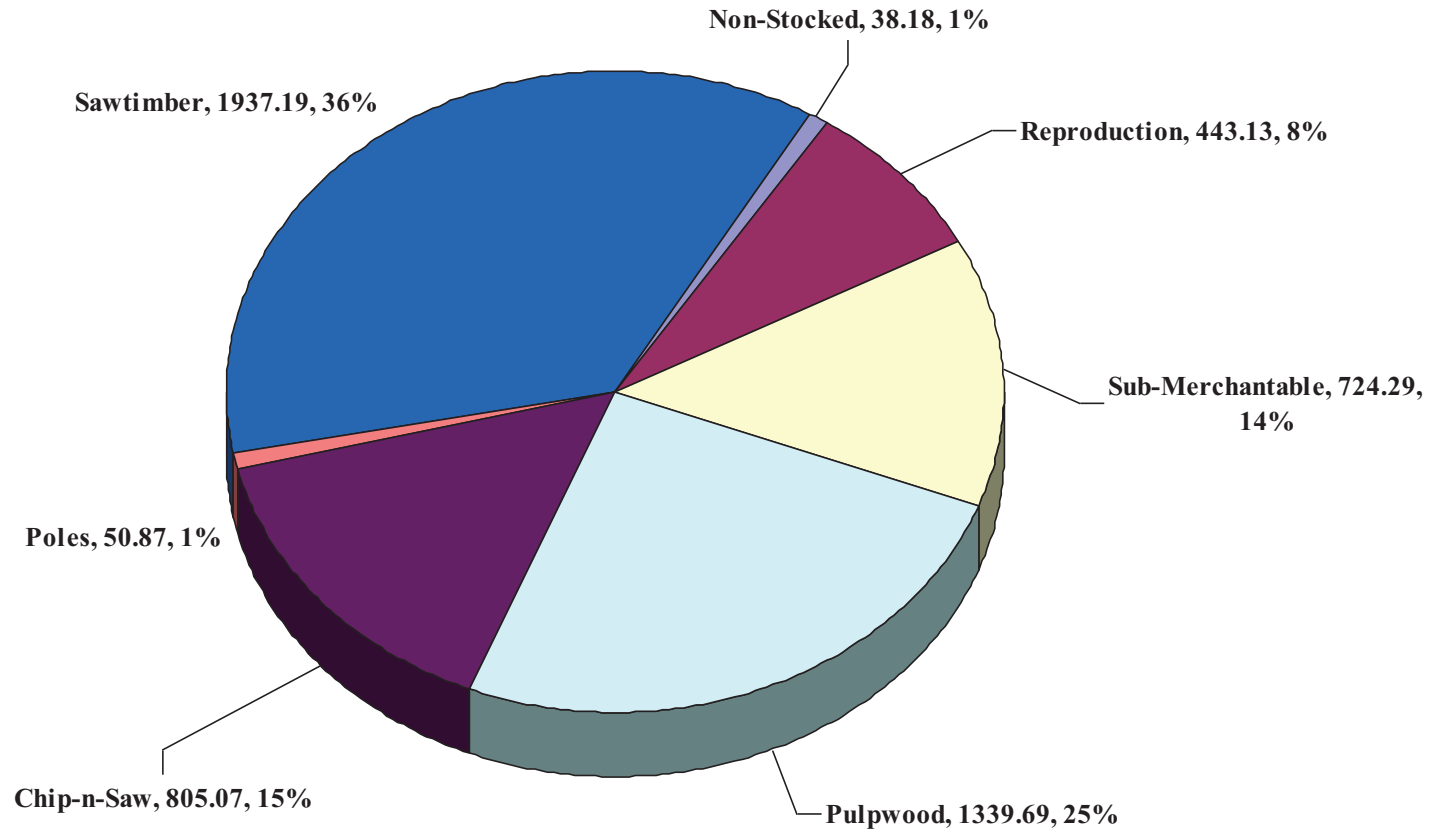
Filters Applied:

County:
Client Class:

District:
Client: Forrest Co Board of Educa

STR:

Forested Stands Class Distribution by Acres



Filters Applied:

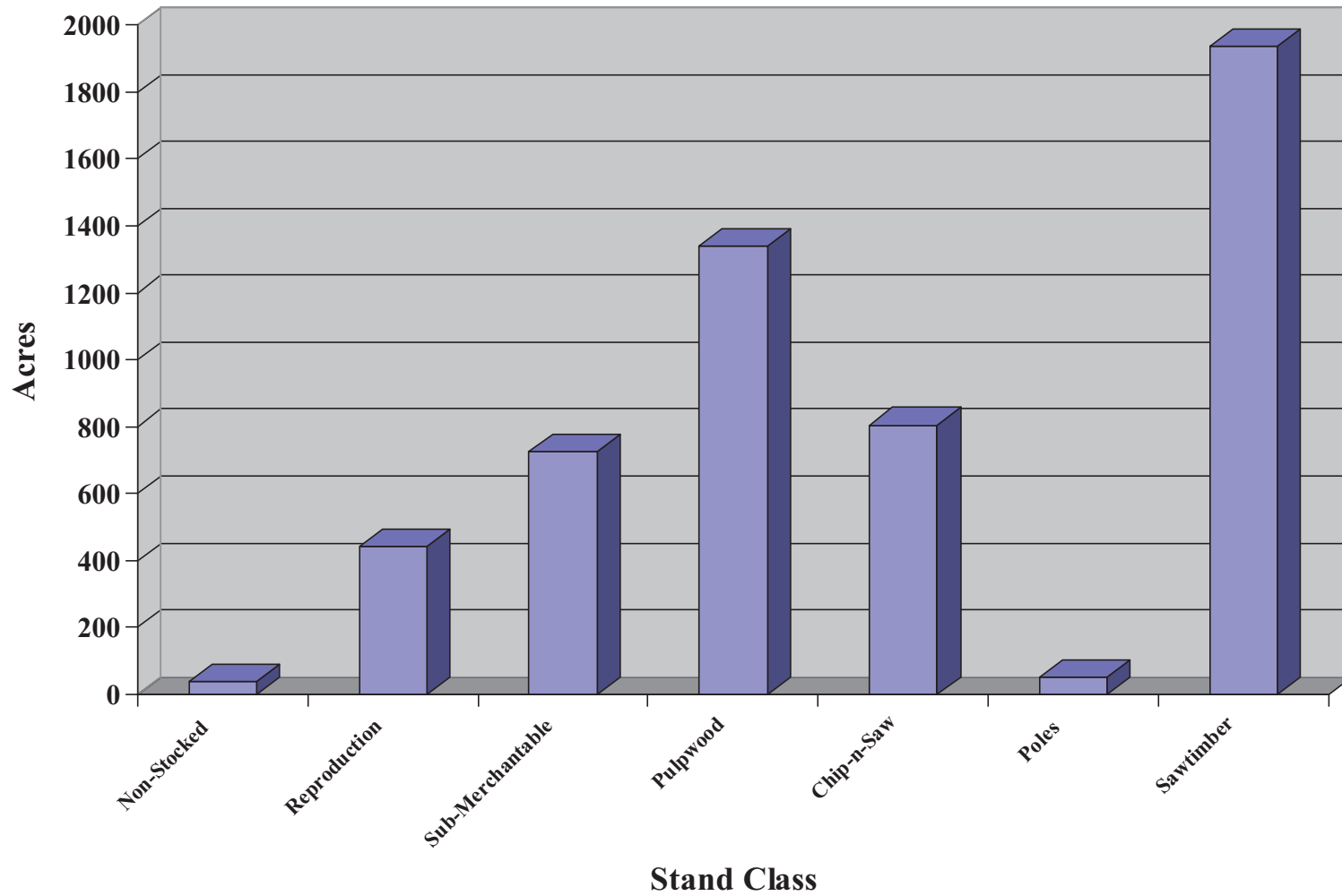
County:
District:

Client: Forrest Co Board of Educa
STR:

Broad Cover Type:
Client Class:

Stand Age: Through

Forested Stands Graph



Filters Applied:

County:
District:

Client: Forrest Co Board of Educa
STR:

Broad Cover Type:
Client Class:

Stand Age: Through

Age Distribution Graph

